



EUROPEAN CENTRAL BANK

EUROSYSTEM

**WORKING PAPER SERIES**

**NO 1058 / MAY 2009**

**NATIONAL PRICES  
AND WAGE SETTING  
IN A CURRENCY  
UNION**

by Marcelo Sánchez



EUROPEAN CENTRAL BANK

EUROSYSTEM



## WORKING PAPER SERIES

NO 1058 / MAY 2009

# NATIONAL PRICES AND WAGE SETTING IN A CURRENCY UNION<sup>1</sup>

by Marcelo Sánchez<sup>2</sup>



In 2009 all ECB publications feature a motif taken from the €200 banknote.

This paper can be downloaded without charge from <http://www.ecb.europa.eu> or from the Social Science Research Network electronic library at [http://ssrn.com/abstract\\_id=1409602](http://ssrn.com/abstract_id=1409602).



<sup>1</sup> I gratefully acknowledge comments received from Julian Morgan and at presentations at the European Central Bank, the 15<sup>th</sup> World Congress of the International Economic Association, held in Istanbul in June 2008, and the Conference 'Economic and Monetary Union: 10 Years of Success?', held in Brno in November 2008. Views expressed do not necessarily reflect those of the European Central Bank. The usual disclaimer applies.

<sup>2</sup> European Central Bank, Kaiserstrasse 29, D-60311 Frankfurt am Main, Germany; Tel.: +49 69 1344 6531; fax: +49 69 1344 7602; e-mail: [marcelo.sanchez@ecb.europa.eu](mailto:marcelo.sanchez@ecb.europa.eu)

© European Central Bank, 2009

**Address**

Kaiserstrasse 29  
60311 Frankfurt am Main, Germany

**Postal address**

Postfach 16 03 19  
60066 Frankfurt am Main, Germany

**Telephone**

+49 69 1344 0

**Website**

<http://www.ecb.europa.eu>

**Fax**

+49 69 1344 6000

*All rights reserved.*

*Any reproduction, publication and reprint in the form of a different publication, whether printed or produced electronically, in whole or in part, is permitted only with the explicit written authorisation of the ECB or the author(s).*

*The views expressed in this paper do not necessarily reflect those of the European Central Bank.*

*The statement of purpose for the ECB Working Paper Series is available from the ECB website, <http://www.ecb.europa.eu/pub/scientific/wps/date/html/index.en.html>*

ISSN 1725-2806 (online)

# CONTENTS

Abstract	4
Non-technical summary	5
1 Introduction	7
2 The case of national monetary policy	10
3 A currency union with trade unions caring about national prices	14
4 The effects of unions that care about national prices: Two specific cases	16
4.1 A monetary union between identical countries	17
4.2 A monetary union between heterogeneous countries that do not care about inflation	19
5 Simulations for the general case	21
6 Welfare analysis	27
7 Conclusion	33
Appendix	35
References	37
Tables and figures	41
European Central Bank Working Paper Series	57

## **Abstract**

Existing work on wage bargaining (as exemplified by Cukierman and Lippi, 2001) typically predicts more aggressive wage setting under monetary union. This insight has not been confirmed by the EMU experience, which has been characterised by wage moderation, thereby eliciting criticism from Posen and Gould (2006). The present paper formulates a model where, realistically, trade unions set wages with national prices in mind, deviating from Cukierman and Lippi (2001) who postulate that wages are set having area-wide prices in mind. For reasonable ranges of parameter values (and macroeconomic shocks), simulations show that a monetary union is found to elicit real wages that are broadly comparable to those obtained under monetary autonomy. The confidence bounds around these results are rather wide, in particular including scenarios of wage restraint. The paper also performs welfare comparisons concerning macroeconomic stabilisation in light of structural factors such as country size, the preference for price stability, aggregate demand slopes, labour substitutability across unions, the number of wage-setting institutions and the cross-country distribution of technology and demand shocks.

**JEL classification:** E50, E58, J50, J51

**Keywords:** Inflation, Trade Unions, Monetary Union, Strategic Monetary Policy, Unemployment, Wage Moderation

## Non-technical summary

Existing work on wage bargaining typically predicts more aggressive wage setting under monetary union. This insight has not been confirmed by the EMU experience, which has been characterised by wage moderation, thereby eliciting criticism from Posen and Gould (2006). The present paper formulates a model which, realistically, postulates that trade unions care about national prices when setting wages. We thus deviate from Cukierman and Lippi (2001) who model unions as setting wages with area-wide prices in mind. Our assumption that unions care about national prices when setting wages brings into the analysis the output side of the economy. In particular, we allow for a varying wage share on the supply side, while also allowing for interest rate sensitiveness of real demand. Our main finding is that, contrary to Cukierman and Lippi (2001), results from our extended model are parameter-dependent, thus failing to establish as a general conclusion that monetary union triggers aggressive wage demands.

We follow two main approaches. First, we derive analytical results using a deterministic model under the two special cases considered by Cukierman and Lippi (2001), namely, identical countries and the absence of inflation aversion on the part of trade unions. This setup is also illustrated by means of baseline parameter values. In contrast with Cukierman and Lippi (2001), we find that the question whether monetary union alters real wages compared with those obtained under monetary autonomy does not have an unambiguous affirmative answer. That is, the actual answer turns out to depend on specific values assigned to the model parameters. We have thoroughly examined the likelihood of wage restraint in a case where we allow for some degree of heterogeneity across member countries. The odds in favour of wage restraint appear to be non-negligible, in contrast with the findings in CL. This result is obtained from deterministic simulations, which in particular suggest that the

probability of a wage restraint scenario is rather likely under our baseline parameterisation. Second, we draw on the full range of plausible parameter values under both deterministic and stochastic setups. We find that median macro developments are found not to be much altered by monetary union, while mean developments point to monetary union delivering extra wage moderation, lower levels of inflation, unemployment and wage share, and higher activity levels. Unlike Cukierman and Lippi's (2001), our results are thus not at odds with the evidence of wage restraint often reported since the launch of the euro in 1999. In obtaining our results, we do not resort to effects stemming from globalisation or enhanced monetary policy credibility (Posen and Gould, 2006). It is worth saying that our simulation analysis points to considerable variability surrounding baseline simulation results, depending on parameter (and shock) values drawn. This finding points to caution when using the general class of models to which the one used here belongs.

Finally, our study of monetary stabilisation in a currency union includes welfare comparisons in the face of technology and demand shocks. We show that the main results depend on the distribution of shocks across the union, as well as on key structural parameters. In particular, the aggregate demand slope, labour substitutability across unions, and the number of wage-setting institutions are allowed to be country-specific, with the monetary policy response depending on all these sources of structural heterogeneity.

## 1. Introduction

The experience and prospects of monetary integration around the world have attracted a wide-ranging literature over the last fifty years. Some analyses have addressed the role of the interaction between monetary policy and wage-setting institutions. In their oft-cited study, Cukierman and Lippi (2001; henceforth CL) show that, with unionised labour markets, monetary union entails higher real wages than in a national monetary policy setup. CL is the workhorse model for the strategic interaction between (free-riding) wage-setters and the ECB. It is an appealing framework in that it models a number of trade unions within each of two countries, and it shows that a monetary arrangement (EMU) can have effects not only on nominal but real variables. CL derive implications for some key macro variables: inflation, nominal and real wages, unemployment.

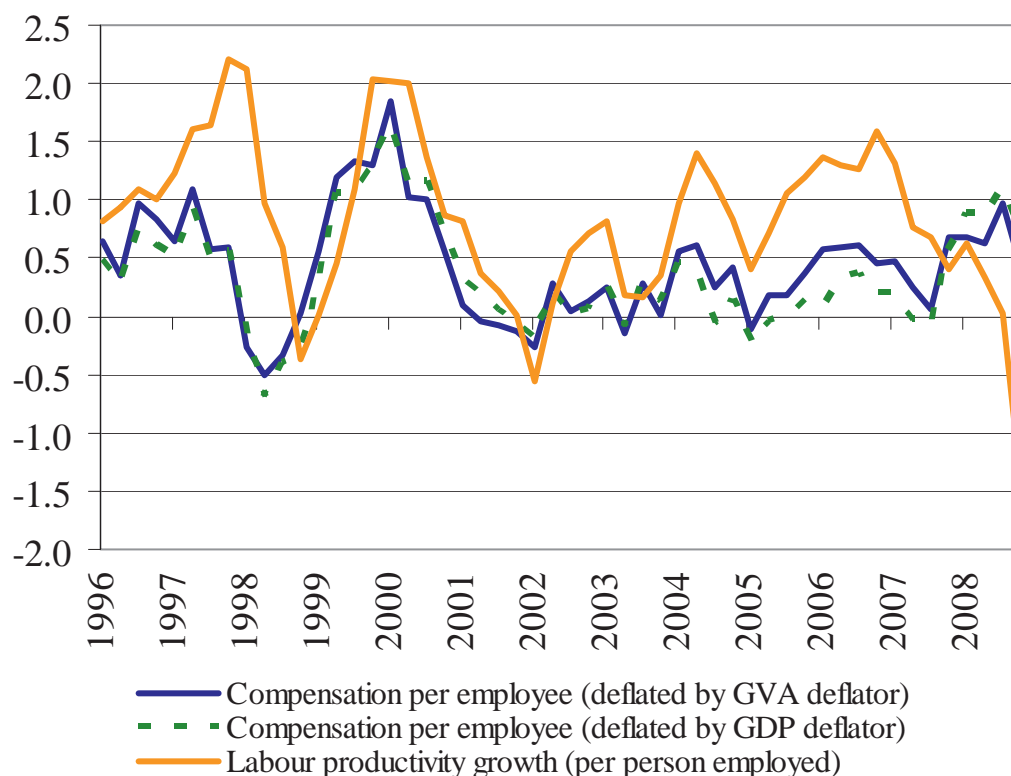
CL's result that monetary union entails higher real wages than in the national case has been challenged by Posen and Gould (2006) in light of the evidence for the period since the euro area was created in 1999. In particular, these authors report that real wage growth appears to have fallen short of productivity growth (be it per hour worked or in multi-factor terms) in the post-EMU period.<sup>1</sup> Chart A below presents evidence that real compensation per employee has been moderate since 1996, including when compared with labour productivity per person employed. Although the latter has decelerated markedly over the last year or so, this has happened in the context of unprecedented financial conditions and its timing – a decade after

---

<sup>1</sup> Posen and Gould's (2006) look more generally at the evidence of wage restraint (as measured by the contained gap between real wage and productivity developments) across OECD countries. They mention that, excluding Greece, some other countries (including from the euro area) would exhibit a significant gap between productivity growth measures and real wage growth.



**Chart A. Euro area labour compensation and labour productivity, 1996-2008**



Source: Eurostat.

the launch of the euro – clearly suggests that this development is unrelated to the single monetary policy itself. Table 1 reports available data for the wage share in total euro area income. Adopting a longer-run standpoint, it is not possible to ascertain whether the underlying trend in the wage share has shifted one way or another since the late 1990s. Moreover, the fall in the wage share that has been registered over time appears not to be purely the result of a reallocation of output towards sectors where the wage share is lower.

CL assume that trade unions care about area-wide price developments when setting wages – an assumption also maintained elsewhere (Cukierman, 2004). The aim of the present paper is to extend the literature by studying whether it matters that trade unions still care about national prices in a monetary union.<sup>2</sup> Supply-side free-riding problems of the type examined

<sup>2</sup> For the euro area, see e.g. CESifo (2007), European Commission (2007) and OECD (2005).

here arguably raise different short-run stabilisation issues compared to the fiscal free-riding operating on the demand side (Sánchez, 2008b).

In this paper we first present the general set up, which allows for shocks to both productivity and real demand. We distinguish between two monetary arrangements, namely, national monetary policy and a currency union. We then turn to the determinist case, studying the two main cases studied by CL, namely, a monetary union between identical countries and a monetary union between heterogeneous countries that do not care about inflation. Finally, we look at the general stochastic model from the angle of welfare comparisons between currency union participation and the alternative of autonomous monetary policy. The latter allow us to assess monetary stabilisation properties of a currency union, highlighting the role of structural parameters and the type and cross-country distribution of shocks. Quantitative comparisons of stabilisation performance of the type performed here are meant to complement the previously mentioned analytical results obtained in a deterministic environment.

Sections 2 and 3 of this paper lay out the models for the analysis of autonomous monetary policy and a currency union, respectively. Section 4 focuses on the effect of currency union on real wages compared with the national case. Section 5 describes the general simulation results allowing for all types of country-specificities concerning shocks and parameter values. Section 6 reports quantitative results on monetary union stabilisation performance relative to monetary autonomy as well as the corresponding sensitivity analysis. Finally, section 7 presents our main conclusions.

## 2. The case of national monetary policy

We start by studying the case when a given country  $i$  ( $i = 1, 2$ )<sup>3</sup> pursues national monetary policy. Country  $i$  comprises  $N_i$  labour unions (indexed by  $j$ ). The preferences of a typical union are described by the loss function

$$\Omega_{ij} = -2w_{ij}^r + Au_{ij}^2 + B\pi_i^2 \quad (1)$$

where  $w_{ij}^r$ ,  $u_{ij}$  and  $\pi_i$  are, respectively, the (log of the) real wage, the unemployment rate among members of union  $j$  in country  $i$ , and the inflation rate. In addition, monetary policy is conducted by a central bank who dislikes variability in both inflation and output ( $y_i$ ) at home:

$$\Gamma_i = y_i^2 + \chi\pi_i^2 \quad (2)$$

where  $\chi$  is the central bank weight on inflation aversion relative to output stabilisation.

We postulate that goods markets are imperfectly competitive, with firms setting prices as a mark-up over marginal cost. All firms are assumed to employ CES production function (in

levels)  $Y_i = \left[ \tau(K_i)^{\frac{\sigma-1}{\sigma}} + (1-\tau)(X_i L_i)^{\frac{\sigma-1}{\sigma}} \right]^{\frac{\sigma}{\sigma-1}}$ , where  $X_i$  is the level of labour-augmenting

technology,  $\tau$  a distribution parameter between 0 and 1, and  $\sigma$  the elasticity of substitution between capital ( $K_i$ ) and labour ( $L_i$ ).<sup>4</sup> We assume that  $K_i$  remains constant throughout the

analysis. Denote by  $w_{ij}^r$  the (log of the) real wage corresponding to union  $j$  in country  $i$ ,

which is defined as  $w_{ij}^r \equiv w_{ij} - \pi_i$ .<sup>5</sup> Moreover, let  $\bar{w}_i^r$  be the country-level average of the (log

<sup>3</sup> Moreover, we often characterise the two countries as being  $i$  and  $k$ .

<sup>4</sup> See e.g. Rowthorn (1999), and the applied work by Jalava et al. (2006), Klump et al. (2007a, 2007b), and Ripatti and Vilmunen (2001).

<sup>5</sup> Note that we normalise the previous-period price level to 1 (0 in logs).

of the) real wage,<sup>6</sup>  $w_i^{rc} \equiv d_i - 1/\alpha$  be the (log of the) competitive real wage at which the national labour market clears in the absence of shocks (i.e.  $\bar{u}_i = 0$  and  $x_i = 0$ ), and  $\Phi_{ij} \equiv w_{ij}^r - w_i^{rc}$  be the real wage premium (over the competitive real wage). Under the assumptions that goods markets are imperfectly competitive and labour is rewarded according to marginal productivity, firms' optimisation implies that output (in percentage deviations from the competitive, deterministic steady state) is

$y_i = -\eta(\bar{w}_i^r - w_i^{rc} - x_i) = -\eta(\bar{\Phi}_i - x_i)$ , where  $x_i$  is a technology shock,  $\eta \equiv s_L \kappa \sigma / (\kappa - s_L)$ ,  $\kappa \equiv 1 - 1/\lambda$  is the inverse of the price mark-up,  $\lambda$  is the price elasticity of demand faced by firms, and  $s_L$  is the (steady-state value of) the labour share,  $\kappa(1 - \tau)[Y_i / (X_i L_i)]^{1-\sigma}$ .<sup>7</sup>

Country  $i$ 's labour supply is  $L_i$ . Labour is uniformly distributed over  $N_i$  unions and is supplied inelastically. The typical union faces the labour demand:

$$L_{ij}^d = \left[ \frac{\alpha(1 - x_i)}{N_i} (d_i - w_{ij}^r) - \gamma_i (w_{ij}^r - \bar{w}_i^r) \right] L_i \quad (3)$$

where  $\gamma_i$  is the degree of labour substitutability,  $\alpha \equiv \kappa \sigma / (\kappa - s_L)$  is the elasticity of labour demand (with respect to the real wage) and  $d_i$  is a constant.<sup>8</sup> Equation (3) posits that when a

<sup>6</sup> National aggregates across trade unions are denoted by an upper bar; for instance,  $\bar{w}_i^r \equiv \sum_{j=1}^{N_i} w_{ij}^r / N_i$ .

<sup>7</sup> Assuming that in the deterministic case  $X_i = 1$ , then  $x_i \cong X_i - 1$ . In the following, we also think of  $x_i$  as being a small number in absolute terms; we thus use the approximations  $x_i / (1 + x_i) = x_i$ ,  $1 / (1 + x_i) = 1 - x_i$ , and  $x_i / (1 + x_i)^2 = 1 - 2x_i$ .

<sup>8</sup> At the country level, the unemployment rate equals  $\bar{u}_i = 1 - \left\{ (1 - x_i) \left[ 1 - \alpha \left( \bar{w}_i^r - w_i^{rc} \right) \right] \right\}$ . Using the

approximation that  $\bar{\Phi}_i^N x_i = 0$ , we can express this as  $\bar{u}_i = x_i + \alpha \bar{\Phi}_i^N$ .



union sets its real wage equal to the country average it obtains  $1/N_i$  of aggregate labour

demand. In light of (3), overall country-level labour demand equals  $L_i^d = \alpha(1-x_i) \left( d - \bar{w}_i^r \right)$ .

Moreover, from (3) the unemployment rate among union  $j$ 's members equals

$$u_{ij} \equiv \frac{L_i - L_{ij}^d}{L_i} = 1 - \left\{ (1-x_i) \left[ 1 - \alpha(w_{ij}^r - w_i^{rc}) \right] + \gamma_i N_i \left( w_{ij}^r - \bar{w}_i^r \right) \right\} \quad (4)$$

Regarding real demand for output, we postulate the equation  $y_i = -\beta_i(R_i - E[\pi_i]) + \mu_i$ ,

which includes demand shock term  $\mu_i$ . This can be justified in two ways. First, together with

the output supply equation, our real demand schedule does not affect the monetary policy

reaction function for a national central bank nor that obtained under monetary union (derived

below). In particular, the reaction functions obtained here are the same as in CL, except for

allowing for disturbances. Second, our real demand equation captures an intuitive, simple

mechanism, given by a negative response of demand to the real interest rate. A similar

specification for the real demand schedule, involving a conventional money demand function,

has been used in Coricelli et al. (2004 and 2006). We follow CL in assuming rational

expectations:  $\pi_i = E[\pi_i]$ .

Solving the model requires, first of all, some assumption concerning how information is

disseminated among agents. We postulate that the shocks are known at the beginning of the

game, that is, that the model is one of perfect information. Shocks are thus not meant to

reflect information that is unknown to agents, but rather extra terms capturing factors not

contained among the determinants explicitly accounted for in the simple model set up here.

That is, they can be seen as capturing the role of factors normally monitored by agents when

taking decisions, but that we neglect for simplicity. In order to distinguish between the case

when we take into account the extra terms given by the shocks and that when we ignore them

(i.e. when we set disturbances equal to zero), we resort to the concepts of “deterministic” and

“stochastic” models (or simulations), respectively. We decide to employ this terminology, even if it should be clear that the “stochastic” analysis pursued here implies uncertainty only about the specific source of macroeconomic fluctuations, but not about the value of the shock realisations.

With regard to the timing of decisions, the present model consists of a two-stage game that we solve by backward induction, focusing on discretionary policy. In the second stage the central bank chooses the interest rate  $R$  to minimise (2) taking the nominal wages set by all unions as given. This yields

$$\pi_i = \theta \left( \bar{w}_i - w_i^{rc} - x_i \right) = \frac{\eta^2}{\chi} \left( \bar{\Phi}_i - x_i \right) \quad \text{with} \quad \theta \equiv \frac{\eta^2}{\eta^2 + \chi} \quad (5)$$

In the first stage unions choose their nominal wages simultaneously. Union  $j$  in country  $i$  chooses  $w_{ij}$  to minimise (1), taking the nominal wages of other unions and the reaction function (5) as given. This yields the equilibrium real wage premium<sup>9</sup>

$$\bar{\Phi}_i^N = \frac{Z_i^N + \{B(\eta^2 / \chi)(1 - Z_i^N) - A[\alpha Z_i^N + \gamma_i(N_i - 1)]\}x_i}{\alpha A[\alpha Z_i^N + \gamma_i(N_i - 1)] + B(\eta^2 / \chi)(1 - Z_i^N)} \quad (6)$$

where  $Z_i^N \equiv 1 - d\pi_i / dw_{ij} = 1 - \theta / N_i$  measures the degree to which nominal wage increases (i.e. rises in  $w_{ij}$ ) translate into gains in real earnings. In (6), a number of parameters enter the determination of the wage premium. It is worth noting that real-demand-side parameter  $\beta_i$  is however not one of those parameters; by not affecting the wage premium it also fails to influence domestic inflation, and the level of economic activity (as measured by either output or the unemployment rate), thus only impacting the determination of the interest rate.

---

<sup>9</sup> In deriving (6), we approximate  $\bar{\Phi}_i^N x_i = 0$ .

### 3. A currency union with trade unions caring about national prices

Here we consider a two-country model. Country  $i$  ( $i = 1, 2$ ) comprises  $N_i$  labour unions (indexed by  $j$ ). In addition, a “single” monetary authority (SMA) conducts area-wide monetary policy. The preferences of a typical union are still described by loss function (1). Furthermore, the SMA dislikes variability in both inflation and output ( $y_i$ ) at the currency union level:<sup>10</sup>

$$\Gamma_u = y_u^2 + \chi \pi_u^2 \quad (7)$$

Country  $i$ 's labour supply is  $L_i$ . Labour is uniformly distributed over  $N_i$  unions and is supplied inelastically. The typical union continues to face labour demand (3). The unemployment rate among union  $j$ 's members remains given by (4).

As in the case of national monetary policy, under the monetary union regime the real wage,  $w_{ij}^r$ , is defined in terms of domestic prices, that is,  $w_{ij}^r \equiv w_{ij} - \pi_i$ . By assuming this for the currency union arrangement we deviate from CL, who instead postulate that  $w_{ij}^r$  is defined in terms of area-wide prices, that is,  $w_{ij}^r \equiv w_{ij} - \pi_u$ .

We continue to assume rational expectations, and the country-level equations for the demand for and supply of output discussed in the previous section still hold. A two-stage game is solved by backward induction. In the second stage, the SMA chooses the interest rate  $R$  to minimise (7) taking the nominal wages set by all unions as given. This yields the reaction function

$$\pi_u = \theta \left( s_i \bar{w}_i + s_k \bar{w}_k - w_u^{rc} - x_u \right) = \frac{\eta^2}{\chi} (\Phi_u - x_u) \quad (8)$$

<sup>10</sup> We denote with subindex  $u$  all area-wide aggregates. For simplicity, we use the same set of country weights,  $(s_i, s_k)$ , for both labour and output market variables. Instead of output, CL include unemployment in the central bank's loss function.

In the first stage unions choose their nominal wages simultaneously. Union  $j$  in country  $i$  chooses  $w_{ij}$  to minimise (1), taking the nominal wages of other unions (both at home and abroad) and the reaction function (8) as given. This yields the country-level equilibrium real wage premium under regime  $D$ :<sup>11</sup>

$$\bar{\Phi}_i^D = \frac{Z_i^D - B(1 - Z_i^D)(\eta^2 / \chi + \eta / \beta_k)s_k \bar{\Phi}_k^D + B(1 - Z_i^D)\Xi_i}{\alpha A[\alpha Z_i^D + \gamma_i(N_i - 1)] + B(1 - Z_i^D)[(\eta^2 / \chi)s_i - \eta s_k / \beta_i]} \quad (9)$$

where  $\Xi_i \equiv \{\eta(\eta s_i / \chi - s_k / \beta_i) - A[\alpha Z_i^D + \gamma_i(N_i - 1)]/[B(1 - Z_i^D)]\}x_i + (\eta^2 / \chi + \eta / \beta_k)s_k x_k + (s_k / \beta_i)\mu_i - (s_k / \beta_k)\mu_k$ ,  $Z_i^D \equiv 1 - d\pi_i^D / dw_{ij}^D = 1 - \xi_i / N_i$ ,  $\xi_i \equiv C_i / G_i$ ,  $C_i \equiv \eta[(\eta / \chi)s_i - s_k / \beta_i - (\eta^2 / \chi)(s_i / \beta_k + s_k / \beta_i)]$ ,  $G_i \equiv 1 + (\eta^2 / \chi)s_k - \eta s_i / \beta_k + C_i$ .<sup>12</sup> In comparison with the corresponding expression (6) for the national case,  $\Xi_i$  is a currency-union extension which includes not only – as in (6) – the domestic supply shock,  $x_i$ , but also – in connection with the operation of the single monetary policy – the foreign supply shock and both the own and foreign demand shocks. Moreover, in analogy to the national case,  $Z_i^D$  captures the extent to which nominal wage increases (i.e. rises in  $w_{ij}$ ) translate into higher real wages. Finally, as with (6), in (9) many parameters

<sup>11</sup> An equation analogous to (9) can be derived for the wage premium of country  $k$  - country  $i$ 's partner in the currency union - in terms of that of country  $i$ . In deriving (9), we use the approximation  $\bar{\Phi}_i^D x_i = 0$ .

<sup>12</sup> In order to derive  $\bar{\Phi}_i^D$ , we make use of the equilibrium expressions  $R^D = (\eta^2 / \chi + \eta / \beta_i)s_i \bar{\Phi}_i^D + (\eta^2 / \chi + \eta / \beta_k)s_k \bar{\Phi}_k^D - (\eta^2 / \chi + \eta / \beta_i)s_i x_i - (\eta^2 / \chi + \eta / \beta_k)s_k x_k + (s_i / \beta_i)\mu_i + (s_k / \beta_k)\mu_k$ ,  $y_i^D = -\eta(\bar{\Phi}_i^D - x_i)$  and  $\pi_i^D = R^D + (y_i^D - \mu_i) / \beta_i$ . These expressions represent the interest rate reaction function, and the equilibrium output and inflation levels. Altogether, they lead to

$\pi_i^D = \xi_i \left( \bar{w}_i^D - w_i^{rc} \right) + \nu_1 \left( \bar{w}_k^D - w_k^{rc} \right) + \nu_2 x_i + \nu_3 x_k + \nu_4 \mu_i + \nu_5 \mu_k$ , where the  $\nu_i$ 's are constants.



enter the determination of the wage premium. It is worth noting that this time real-demand-side parameter  $\beta_i$  is one of those parameters; by affecting the wage premium it also exerts an influence on domestic inflation and the level of economic activity (as measured by either output or the unemployment rate), instead of simply contributing to determine the interest rate as under regime  $N$ .

#### 4. The effects of unions that care about national prices: Two specific cases

This section investigates the effect of allowing for unions that care about national prices, in comparison with autonomous monetary policy. In so doing, we look only at the deterministic case while considering - by way of illustration - only baseline parameter values. We leave for the next section the study of more general setups, as given by the deterministic case for a range of plausible parameter values, and the stochastic case for a range of plausible parameter values and macroeconomic shocks.

Here we focus on the comparison of real wages between regimes  $D$  and  $N$ , as given by the

difference  $\bar{\Phi}_i^D - \bar{\Phi}_i^N$  for unchanged parameter values. Once this is known, it is possible to determine the effect of moving from  $N$  to  $D$  on national output and unemployment in the two countries from  $y_i^m = -\eta \bar{\Phi}_i^m$  and  $\bar{u}_i^m = \alpha \bar{\Phi}_i^m$ , respectively, for  $m = N, D$ ; for inflation, see (5) and footnote 12 (switching shock terms off).

Define  $\beta^* \equiv (\beta^2 - \delta^2) / [\beta - (1 - 2s_i)\delta]$  and  $\tilde{\beta} \equiv (\beta^2 - \delta^2) / [\beta + (1 - 2s_i)\delta]$ , where  $\beta$  is a constant central value and  $\delta$  is a constant cross-country dispersion coefficient, both of them associated with the interest rate sensitiveness of aggregate demand. In the following, we consider two cases concerning this interest elasticity: A)  $\beta_i \equiv \beta + \delta$  and  $\beta_k \equiv \beta - \delta$ , and B)

$\beta_i \equiv \beta - \delta$  and  $\beta_k \equiv \beta + \delta$ . We assume  $\beta > \delta$  and  $\delta \geq 0$ , which ensures that  $\beta_i > 0$  for all  $i=1,2$ .

REMARK 1:  $Z_i^D > (<)Z_i^N$  if  $\eta < (>)\beta^*$  in Case A and/or if  $\eta < (>)\tilde{\beta}$  in Case B.

Variables  $Z_i^m$  measure the effectiveness of changes in the nominal wage in bringing about changes in the real wage. Their gap across regimes is given by  $Z_i^D - Z_i^N \equiv \left[ \left( \eta^2 / \chi \right) + \eta / \beta_i \right] s_k / (N_i G)$ , whose sign equals that of  $G$ , being positive (negative) for  $\eta < (>)\beta^*$  in Case A and/or for  $\eta < (>)\tilde{\beta}$  in Case B.<sup>13</sup> This establishes Remark 1.

One corollary follows from Remark 1: If the two countries are identical in size ( $s_1 = s_2 = 1/2$ ) and share the same interest-elasticity of aggregate demand ( $\beta_1 = \beta_2 = \beta$ ), then  $Z_i^D > (<)Z_i^N$  simply when  $\eta < (>)\beta$ . Intuitively, when – say –  $\eta > \beta$  unions obtain a lower real wage raise under regime  $D$  since at the margin the SMA allows for higher inflation than in the national case, displaying a relatively strong focus on output (due to losses from a high  $\eta$ ) and a muted real impact of policy via aggregate demand (small enough  $\beta$ ).

#### 4.1 A monetary union between identical countries

When the two countries are identical in size ( $s_1 = s_2 = 1/2$ ), the number of unions ( $N_1 = N_2 = N$ ), the degree of substitutability between labour ( $\gamma_1 = \gamma_2 = \gamma$ ) and the interest-

---

<sup>13</sup> Cases A and B are not mutually exclusive for  $\delta = 0$ , in which case both  $\eta < (>)\beta^*$  and  $\eta < (>)\tilde{\beta}$  hold. This is the only reason for using the expression “and/or” in this paper, instead of simply “or” – the latter characterising all cases with  $\delta > 0$ . In order to save on notation, in the next section we shall redefine Cases A and B to hold only for  $\delta > 0$ , while we shall introduce Case C, which corresponds to the situation where  $\delta = 0$  and thus  $\beta_i = \beta_k = \beta$ .

elasticity of aggregate demand ( $\beta_1 = \beta_2 = \beta$ ), the premium demanded by unions becomes

$$\bar{\Phi}^m = Z^m / [H^m + B(\eta^2 / \chi)(1 - Z^m)], \quad \text{for } m = N, D, \quad \text{where } H^m \equiv \alpha A [\alpha Z^m + \gamma(N - 1)].$$

Comparison of the wage premium between the two regimes leads to:

PROPOSITION 1: *In case union and central bank preferences are identical across countries, if  $\eta < (>) \beta$  then the wage premium in a monetary union when trade unions care about national prices is higher (lower) than under monetary autonomy.*

The gap between the wage premium under monetary autonomy and the currency union equals

$$\zeta \equiv \bar{\Phi}^D - \bar{\Phi}^N = \frac{[\gamma_i(N_i - 1) + B(\eta^2 / \chi)](Z^D - Z^N)}{[H^D + B(\eta^2 / \chi)(1 - Z^D)][H^N + B(\eta^2 / \chi)(1 - Z^N)]}$$

whose sign equals that of  $Z^D - Z^N$ . Each union correctly perceives that if  $\eta < (>) \beta$  the impact of a unit increase in the nominal wage on its real wage is higher (lower) in regime  $D$  compared to regime  $N$  ( $Z^D > (<) Z^N$ ; see Remark 1). When  $\eta < (>) \beta$ , unions that care about national prices engage in less (more) moderation in wage demands through the two channels studied in CL under monetary union. The first operates through unions' inflation concern ( $B > 0$ ) and the second through a mitigation of the adverse competitive effect of an increase in inflation (when  $\gamma > 0$  and  $N > 1$ ).

A quantitative assessment of these results is possible by comparing plausible values for  $\eta$  (involving  $\sigma$ ,  $\lambda$  and  $s_L$ ) and  $\beta$ . In our baseline calibration (see section 6),  $\sigma = 0.5$ ,  $\lambda = 6$  and  $s_L = 0.65$ , implying  $\eta = 1.48$ . Setting the baseline parameter value for  $\beta$  is more complicated. We choose a value of 0.9, which is somewhat higher than 0.6 in Ball (1999) and reflects recent findings in the microfounded open-economy literature.<sup>14</sup> In any case, for a

<sup>14</sup> More precisely, a value of 0.9 for  $\beta$  could be derived from Erceg et al.'s (2007) "open-economy" calibration for their interest-elasticity of aggregate demand (the equivalent to our  $\beta$  in Proposition 1), after controlling for

range of plausible values for  $\beta$ , it seems likely that  $\eta > \beta$ , in which case non-atomistic unions' ( $N < \infty$ ) wage premium is lower in regime  $D$  than in regime  $N$ . The lower wage premium implies reduced area-wide inflation in (8); unemployment goes up and output falls (in every country) by less in regime  $D$  than in regime  $N$ .

#### 4.2 A monetary union between heterogeneous countries that do not care about inflation

When unions are not inflation averse ( $B=0$ ), the wage premium can be expressed as

$\bar{\Phi}_i^m = Z_i^m / H_i^m$ , for  $m = N, D$ , where  $H_i^m \equiv \alpha A [\alpha Z_i^m + \gamma(N-1)]$ . Comparison of the wage premium under regimes  $N$  and  $D$  leads to:<sup>15</sup>

PROPOSITION 2: *In case unions do not care about inflation stability ( $B=0$ ), there is a finite number of unions ( $1 < N_i < \infty$ ) and some competitiveness between them ( $\gamma_i > 0$ ), if  $\eta < (>)\beta^*$  in Case A and/or if  $\eta < (>)\tilde{\beta}$  in Case B then the effect of a currency union on the wage premium when trade unions care about national prices is:*

- (i) *positive (negative) in both countries;*
- (ii) *greater (smaller) in countries characterised by intermediate levels of centralisation of wage bargaining ( $N_i$ ) and labour market competitiveness ( $\gamma_i$ ).*

Result (i) states that the presence of unions that care about national prices increases (reduces) real wages when  $\eta < (>)\beta^*$  in Case A and/or if  $\eta < (>)\tilde{\beta}$  in Case B. For instance, if  $\eta > \beta^*$  and/or if  $\eta > \tilde{\beta}$  unions that care about national prices each of them internalises the

---

government spending. The corresponding value for the authors' "closed economy" calibration would be  $\beta = 0.4$ .

For more details, see the discussion in the next section.

<sup>15</sup> See the Appendix for a formal proof.

inflationary impact of its individual action, and the associated deterioration in competitiveness, to a greater extent than under regime  $N$ . In equilibrium, all unions adopt a less aggressive wage strategy in regime  $D$ , which results in lower real wage premia in all countries.

From result (ii), regime  $D$  has the largest effect at intermediate levels of centralisation of wage bargaining ( $N_i$ ) and labour market competition ( $\gamma_i$ ). The reason is that when either  $N_i$  or  $\gamma_i$  is large, labour market performance converges to the market-clearing level in both regimes  $D$  and  $N$ . At the other extreme, when  $N_i = 1$  or  $\gamma_i = 0$  the degree of competition in the labour market is zero; the presence of unions that care about national prices thus fails to affect the wage premium because the adverse competitiveness effect does not operate.

Finally, we carry out a deterministic simulation exercise in the context of Proposition 2. We do so with the aim of establishing how likely it is that  $\eta > \beta^*$  as opposed to  $\eta < \beta^*$  in Case A, and similarly how likely it is that  $\eta > \tilde{\beta}$  in contrast with  $\eta < \tilde{\beta}$  in Case B. The parameters that are involved in Proposition 2 as follows. Due to either  $\beta^*$  or  $\tilde{\beta}$ , we need to consider the size parameter,  $s_i$ , the interest elasticity parameter,  $\beta$ , and the dispersion parameter associated with the latter,  $\delta$ . And, due to  $\eta \equiv s_L \kappa \sigma / (\kappa - s_L)$ , we look at the inverse of the price mark-up,  $\kappa \equiv 1 - 1/\lambda$  (which in turn involves the price elasticity of demand faced by firms,  $\lambda$ ), the labour share parameter,  $s_L$ , and technology parameter  $\sigma$ .

The ranges considered for the parameters involved are as follows. In line with the literature,  $s_L$  is set to a constant value (0.65) across all simulations. Grids are set up for two parameters ( $s_i$  and  $\delta$ ) over plausible ranges (see Tables 2 and 3, as well as details below, for the latter). For  $\lambda$ , we consider the range [3,10]. For the two remaining parameters, we allow for two different ranges, as justified by two possible readings of the literature (a looser and a more

restrictive one): [0.4-2.5], and alternatively [0.4-5], for  $\beta$ ; and [0.2,1] , and alternatively (0-2.4], for  $\sigma$  . The justification for these choices is delayed to section 5.

The results from the simulations undertaken here are presented in Tables 2 and 3. For any given values of  $s_i$  and  $\delta$  , the probabilities that  $\eta > \beta^*$  in Case A, and that  $\eta > \tilde{\beta}$  in Case B, – which correspond to scenarios of wage restraint – are above  $\frac{1}{2}$  when the maximum for  $\beta$  is set to a baseline value of 2.5 (panel A in both Tables). In contrast, the probability that the opposite events occur (that is, the probabilities that  $\eta < \beta^*$  in Case A, and  $\eta < \tilde{\beta}$  in Case B) exceeds  $\frac{1}{2}$  only for the (relatively unrealistic) case when the maximum for  $\beta$  is set to considerably higher maximum of 5 (panel B in both Tables). It is worth mentioning that, even for the latter case, the odds attributed to wage restraint exceed the (zero) value attached in the seminal CL contribution.

We have also considered the possibility of drawing from a wider range in the case of  $\sigma$  (panel C in both Tables 2 and 3), but this does not appear to change the results much. Finally, we report some ambiguous results concerning the role of  $s_i$  in affecting the likelihood of wage restraint, as given by the probability that  $\eta > \beta^*$  or that  $\eta > \tilde{\beta}$ .<sup>16</sup>

## 5. Simulations for the general case

In section 4 we went beyond concentrating on the theoretical results for the previous two special cases also studied by CL. We did so by looking at likely baseline results for parameter values, as well as undertaking a deterministic simulation exercise in the context of Proposition 2. In the present section, we go even further from that by carrying out simulations for more general situations, allowing the two countries to differ in all possible characteristics

---

<sup>16</sup> Indeed, the effect of a – say – higher  $s_i$  on those probabilities appears to change sign depending on the value of  $\delta$  .

that are considered in our framework – including the presence of shocks. In so doing, we draw on the full range of plausible parameter values under both deterministic and stochastic setups. While our focus is on wage restraint (and in particular the wage premium,  $\bar{\Phi}$ , and the wage share,  $\Omega$ ), we also report developments in other macroeconomic variables such as inflation, output and unemployment. We are interested in both baseline simulation results and the degree of variability surrounding them.

More specifically, we distinguish between three types of parameters, mostly reflecting the information we have about them. It is worth mentioning that, in the case of the ranges relating to parameters already used in the previous section's simulation, we largely maintain exactly the same assumptions when performing the draws here. In some ways, however, the exercise differs from the one carried out at the end of section 4: here we set a fixed value (as opposed to a grid) for  $s_i$ ; and we draw  $\beta_i$  and  $\beta_k$  directly, only implicitly defining the variability around a central value,  $\beta$  (and thus altogether ignoring dispersion parameter,  $\delta$ ). First, a subset of the parameters are simply set to constant values across all simulations. In this regard, we set  $s_i$  to 0.1, which implies adopting a large difference in size between the two countries.<sup>17</sup> Broadly in line with the literature, we set  $s_L = 0.65$ . Moreover, lacking any precise estimates for trade unions' preference parameters we choose “neutral” value  $A = 1$ . Second, some parameters are set to a few (in the present application, simply two) different constant values, even as for each of these constant values other parameters are allowed to move significantly more freely. This is the case of  $\chi$ , for which we use a benchmark value of

---

<sup>17</sup> One possible justification for this is that our two-country monetary union may in part capture what happens in a union between more than two countries, which are then be regrouped in two for simplicity. For instance, the distinction between a small and a large country may be a useful simplified representation of a multi-country currency union comprising a smaller number of relatively large countries (regrouped in a single “large” country) and a larger number of relatively small participating economies (regrouped in a single “small” country).

2.5, which is very close to Broadbent and Barro's (1997) estimate using US data, and the much higher value of 500 used by Gaspar et al. (2007). In the case of the number of trade unions, we choose benchmark values of  $N_i = N_k = 10$ , while also considering a widely used value of  $N_i = N_k = 1$ .<sup>18</sup> Third and lastly, for the remaining parameters we choose ranges of values over which we sample uniformly. For instance, we consider the ranges [0-1] for  $B$ , [3,10] for  $\gamma_i$ , [3,10] for  $\gamma_k$ , and [3,10] for  $\lambda$ .<sup>19</sup> For the two remaining parameters, as mentioned in section 4, we allow for two different ranges: [0.4-2.5], and alternatively [0.4-5], for both  $\beta_i$  and  $\beta_k$ ; and [0.2,1], and alternatively (0-2.4], for  $\sigma$ . In the cases of  $\beta_i$  and  $\beta_k$ , we report all simulation results for each possible range used, whereas in the case of  $\sigma$  we treat the two possible ranges (the latter being used as an alternative) more simply as a reasonable robustness check. For  $\sigma$ , the more restrictive version of the ranges is derived by the emphasis in Rowthorn (1999), and the more recent evidence in Jalava et al. (2006), Klump et al. (2007a, 2007b), and Ripatti and Vilmunen (2001). The broader range for  $\sigma$  is based on Rowthorn's (1996) comprehensive survey. As mentioned in the previous section, setting values for  $\beta$  is rather involved. In this paper we choose a baseline value of 0.9, which is somewhat above 0.6 in Ball (1999). For the baseline value and ranges surrounding them,

---

<sup>18</sup> For the latter case of monopoly trade unions at the country level, see e.g. Grüner (2002), Grüner and Hefeker (1999) and Sørensen (1991).

<sup>19</sup> With regard to  $B$ , the range is derived from the fact that the literature does not always make use of the inflation aversion motive in unions' loss function (e.g.  $B > 0$  in Cukierman and Lippi, 2001, and Coricelli et al., 2004, while  $B = 0$  in Coricelli et al., 2006, and Cukierman and Dalmazzo, 2006). Concerning the ranges for substitutability parameters  $\gamma_i$ ,  $\gamma_k$ , and  $\lambda$ , see e.g. Erceg et al. (2007), Rabanal and Rubio-Ramírez (2005 and 2008), and Smets and Wouters (2003, 2005, 2007).



we take into account the microfounded open-economy literature.<sup>20</sup> As said earlier, using Erceg et al.'s (2007) calibrations, the interest-elasticity of aggregate demand ( $\beta$  in our paper) would range from 0.4 in a closed economy to 0.9 in an open economy, after controlling for government spending. Erceg et al.'s (2007) calibrations are conducted in a more elaborate (DSGE) framework than the one set up here. They show that their calibration for the interest-elasticity of aggregate demand depends positively on the value of the trade elasticity, for which they set a baseline value of 1.5. Macroeconomists tend to think it is low, in a range between 1.2 and 2.<sup>21</sup> In contrast, the micro/trade literature typically believes that such elasticity is very high, for instance, Bernard et al. (2003) set it at 4. One recent DSGE study by Adolfson et al. (2007) estimate the trade elasticity to range from 0.5 to 5, depending on the treatment of imports. The highest value among all these estimates (that is, 5) would imply a value of the interest-elasticity of aggregate demand  $\beta = 2.5$ . In the simulations reported in the present section, we use this value as the baseline maximum for  $\beta$ , while checking for the robustness to a considerably higher maximum of  $\beta = 5$ .

In addition to drawing parameter values uniformly over plausible ranges, in our stochastic setup we draw demand and technology shocks from truncated normal distributions. More concretely, technology shocks  $x_i$  and  $x_k$  are drawn independently from a normal distribution  $N(0,0.05)$  between values -0.1 and 0.1. This constraint is justified by the need to keep the values of these shocks relatively small for our model approximations to be accurate enough.

---

<sup>20</sup> More precisely, an “open-economy” value of 0.9 for  $\beta$  could be derived from Erceg et al.'s (2007) calibrations, where reasonable values for the interest-elasticity of aggregate demand ( $\beta$  in Proposition 1) range from 0.4 in a closed economy to 0.9 in an open economy, after controlling for government spending. For more details, see the discussion in the next section.

<sup>21</sup> For instance, representative estimates are: Heathcote and Perri (2002) at 0.9, Lubik and Shorfheide (2005) at 0.4, De Walque et al. (2006) in the range from 1.2 to 1.7, Corsetti et al. (2008) at 0.5.

Moreover, real demand shocks  $\mu_i$  and  $\mu_k$  are drawn independently from a normal distribution  $N(0,0.15)$  between -0.3 and 0.3. The latter decision is motivated by two considerations: i) Rabanal's (2008) result that demand disturbances are about three times more volatile than technology shocks; and ii) the way technology shocks are drawn.

Our approach to simulation is related to that used e.g. in Canova and Pappa (2007) and Canova et al. (2008). We report mean and median results, alongside confidence bands for 16 and 84 percentiles. We employ 10000 raw draws, which in the stochastic case become approximately 8200 effective draws in light of the truncation applied in dealing with shocks.

Tables 4 through 6 report the main simulation results and robustness checks for the deterministic and stochastic versions of the model. Tables 4 and 5 report the main results for our simulation analysis for the deterministic and stochastic versions of the model, respectively. In both cases, a comparison between our results indicates that the median results for area-wide real wages are similar for the currency union and the national case. Concentrating on the cases of union-wide variables, median results for the wage premium are slightly more muted in the currency union case. The same can be said about the area-wide values of macro variables influenced by real wages, such as the wage share, inflation, real output and the unemployment rate. In any case, the simulations do not support Cukierman and Lippi's (2001) unambiguous finding of more aggressive wage setting under monetary union. In addition, we detect a relatively large degree of variability of the simulations around the median response, with this variability being naturally smaller in the deterministic case and also tending to be more muted in the cases of the wage premium and – in the stochastic case – the unemployment rate. All these conclusions appear to be robust to using a maximum value

for the  $\beta$ 's equal to 5 or the more reasonable of 2.5 while still drawing from other parameters which are allowed to vary within a plausible range.<sup>22</sup>

Table 6 presents robustness checks to our simulation analysis under the deterministic and stochastic versions of the model, concentrating exclusively on wage premium results.<sup>23</sup> These robustness checks include the cases when  $\chi=500$  (panel A), the number of trade unions equal  $N_i = N_k = 1$  (panel B), and  $\sigma$  is drawn from a wider range of values (panel C). In all of these cases, the variability in the simulations for the wage premium tends to be larger not only in the deterministic case but also in the stochastic setup. Overall, the main message stemming from these simulations is not much changed from our previous main results. Some case-specific results are reported, but it is worth emphasising that they are thwarted by the uncertainty surrounding them as determined by the parameter values and shocks drawn. Among these case-specific results, it is possible to detect that, while relatively similar between each other, median responses tend to be slightly more muted in the stochastic case than the deterministic setup both for the national case and monetary union when we set  $\chi=500$ . Moreover, in case  $N_i = N_k = 1$  median responses for the union-wide wage premium are somewhat lower under monetary union in the deterministic case when  $\beta$  is drawn between 0 and 2.5. Finally, when  $\sigma$  is drawn from a wider range of values, responses for the union-wide wage premium in the national case are slightly lower for stochastic as opposed to deterministic simulations, thereby contributing in such case to close the gap vis-à-vis monetary union.

---

<sup>22</sup> There is also a large degree of asymmetry, as gauged for instance by a considerable discrepancy between the median and the mean. The mean for area-wide real wages tends to be below that for real wages in the national case. Similarly, the monetary union often delivers lower levels of inflation, wage share and unemployment rate, as well as higher real output.

<sup>23</sup> The full set of results is available from the author upon request.

## 6. Welfare analysis

The analytical results found in section 4 are qualitative, and as such do not indicate the size of the performance differences between regimes, nor how sensitive they are to variations in key parameter values. Moreover, precise analytical results have been derived only for the two cases also studied by CL, namely, a monetary union between identical countries and a monetary union between heterogeneous countries that do not care about inflation. This section turns to the quantitative analysis of welfare in a currency union relative to that obtained under autonomous monetary policy. We consider both real demand- and supply-side disturbances.

Our analytical results from last subsection have shown that demand schedule parameter  $\beta_i$  affects the single monetary policy response to forces driving macroeconomic developments and thus welfare. As with section 5, we allow  $\beta_i$  to display cross-country variation. Once more, in our baseline calibration we choose  $\beta = 0.9$ , with the associated dispersion parameter  $\delta$  being set to 0.1. Again, our benchmark value for  $s_i$  is 0.1; while this means that we focus on the case of a small country, our sensitivity analysis will allow  $s_i$  to range up to 0.5 (that is, the case of equally-sized member states). Among other benchmark values, we set  $s_L = 0.65$ ,  $\lambda = \gamma_i = \gamma_k = 6$ ,  $\chi = 2.5$ ,  $\sigma = 0.5$  and  $N_i = N_k = 10$ . Finally, lacking any precise estimates for trade unions' preference parameters we choose "neutral" values  $A = B = 1$ .

Our sensitivity study allows parameters to vary over the ranges [0.6-3] for  $\beta$ , [0.05,0.5] for  $\delta$ , [0.5-5] for  $s_i$ , [0.-5] for  $\chi$ , [0.5-5] for  $A$ , [0.5-5] for  $B$ , [2,20] for  $N_i$ , [2,20] for  $N_k$ , [3,10] for  $\gamma_i$ , [3,10] for  $\gamma_k$ , [0.2,1.4] for  $\sigma$ , and [3,10] for  $\lambda$ .<sup>24</sup>

---

<sup>24</sup> We consider that these are reasonable parameter values. They are however allowed to differ from those used in the previous section (which best reflect the ranges considered in the literature) for presentational purposes.

Depending on the values for  $\beta_i$  among the currency union's member states, we distinguish between three types of reference country  $i$ . First, in Case A the reference country exhibits a high supply slope parameter, that is,  $\beta_i = \beta + \delta$  (with  $\beta_k = \beta - \delta$ ). Second, in Case B the reference country possesses a low supply slope parameter, that is,  $\beta_i = \beta - \delta$  (with  $\beta_k = \beta + \delta$ ). Third, in Case C we do not allow for cross-country variation in supply slope parameter  $\beta_i$ , in which case the reference country  $i$  displays the average value,  $\beta_i = \beta_k = \beta$ , for this parameter.

Equilibrium values for  $y_i^D$  and  $\pi_i^D$  can be plugged into (7) to compute the value of country  $i$ 's loss function under monetary union participation. That value can be denoted by  $\Gamma_i^u$ . A welfare comparison can be carried out by relating that value to  $\Gamma_i$ , which is the loss obtained using  $y_i^N$  and  $\pi_i^N$  under monetary autonomy in expression (2). More precisely, we look at the ratio  $C_{ul} \equiv \Gamma_i^u / \Gamma_i$  in order to study the sensitivity of a currency union's relative stabilisation performance to changes in parameter values.<sup>25</sup> In particular, a decrease in  $C_{ul}$  means that country  $i$  enjoys a lower loss, and thus higher welfare, from participating in a currency union.

As already mentioned, we carry out sensitivity analysis of welfare ratio  $C_{ul}$  with respect to parameter values. In so doing, we consider the three scenarios of common, idiosyncratic and asymmetric supply shocks, allowing for either uniform or country-specific demand slope parameters. We define different types of shocks according to their distribution across the union, namely: (i) asymmetric; (ii) idiosyncratic; and (iii) common. Shocks are normalised to be small, in light of the discussion in section 2 surrounding  $x_i$ . More concretely, we set to  $\varepsilon = 0.1$  the magnitude of all shocks for country  $i$ , which is - without loss of generality - the

---

<sup>25</sup> See Sánchez (2007, 2008a, 2008b) for related approaches.

focus of our comparisons across regimes. Asymmetric shocks are defined to be shocks such that they add up to zero at the currency union level; in particular, country  $i$  of size  $s_i$  is assumed to face a shock equal to  $\varepsilon$ , while the remaining country faces a shock equal to  $-(s_i/s_k)\varepsilon$ . Idiosyncratic shocks are those in which shocks to country  $i$  equal  $\varepsilon$ , and shocks to the other country equal 0. Finally, common shocks are defined to be shocks such that both countries face a shock equal to  $\varepsilon$ .

Figures 1 through 12 show how the relative welfare loss (as measured by the ratio  $C_{ul}$ ), changes in relation to the twelve above-mentioned parameters in the event of technology shocks. Figures 13 through 24 display the corresponding welfare comparisons under demand shocks.

In Figures 1 and 13, we consider the effects on relative stabilisation performance of varying  $\beta$ , the central value for the interest elasticity parameter, under technology and demand shocks, respectively. An increase in  $\beta$  indicates an across-the-board higher responsiveness of inflation to the output gap on the demand side, that is, a steeper real demand schedule. In the case of country-specific disturbances, a higher  $\beta$  is mostly beneficial for the currency union (relative to monetary autonomy), in part because, for a given value of  $\delta$ , an increase in the central value for the interest elasticity coefficient implies an increasingly homogenising effect across countries. It is noteworthy that there is an irregular development at around  $\beta = 1.5$ , that is, for the value at which  $\beta$  becomes larger than  $\eta$ . At that point, the ranking between the degree to which nominal wage demands induce a rise in real wages in regimes  $D$  and  $N$  (that is, the ranking between  $Z_i^D$  and  $Z_i^N$ ) switches from negative to positive. Turning to common shocks, it is necessary to distinguish between technology and demand disturbances. Under common technology shocks, depending on whether one considers the country with the flatter (steeper) real demand schedule - that is, for a type-A(B) country - a

higher  $\beta$  lowers (raises) macroeconomic volatility, implying that the currency union's stabilisation properties improve (worsen) – compared with monetary autonomy.<sup>26</sup> The situation is unchanged in the case of homogenous real demand curves (Case C). In the face of common demand shocks, increases in  $\beta$  from a low level induce an amelioration of monetary union stabilisation performance in both cases (A and B) with country-varying real demand slopes.<sup>27</sup> Furthermore, as with country-specific shocks, kinks appear at around  $\beta = 1.5$ , that is, when further increases in  $\beta$  make this coefficient exceed the value of  $\eta$ .<sup>28</sup>

Figures 2 and 14 report sensitivity analysis for  $\delta$ , the cross-country dispersion in the interest elasticity coefficient, for the cases of technology and demand disturbances, respectively. For country-specific shocks, an increase in  $\delta$  induces an improvement in monetary union performance for the country with the flatter demand curve (Case A) and a deterioration for the country with the steeper demand schedule (Case B). In the event of common shocks, the result for both countries appears to be that a higher  $\delta$  favours monetary autonomy over a currency union, with the exception of Case B under technology disturbances under low-to-moderate values of the dispersion parameter. One factor behind such deterioration in monetary union stabilisation performance is given by adverse spillover effects emanating from the enhanced cross-country discrepancy in the interest sensitiveness of real demand.

---

<sup>26</sup> In light of country-specific demand schedule slopes, a higher  $\beta$  makes both countries' schedules flatter, therefore calling for a smaller interest rate reaction. As a result, a type-A country benefits from smaller spillovers stemming from the other country's (always steeper) slope, while the opposite welfare effect takes place for a type-B country.

<sup>27</sup> The impact of a common demand shock ( $\mu_i = \mu_j = 0.1$ ) is affected by factor  $1/\beta_i - 1/\beta_k$  in  $\Xi_i$ . For country-specific demand slopes, such factor is decreasing (in absolute terms) in  $\beta$  at the pace  $2\delta/(\beta^2 - \delta^2)$ .

<sup>28</sup> As we have seen,  $Z_i^D - Z_i^N$  is negative for  $\beta < \eta$ , while  $Z_i^D - Z_i^N$  is positive for  $\beta > \eta$ . In both cases, a higher  $\beta$  induces a reduction in absolute terms in this gap.

Figures 3 and 15 show the welfare results from varying  $s_i$ , the country size parameter. An increase in  $s_i$  affects welfare only in the currency union. In the case of idiosyncratic disturbances, the increase in a country's own size tends to induce a favourable effect from currency union participation as it implies that the single monetary policy puts a larger weight on the country's macroeconomic variables. An increase in country size also contributes to an amelioration in monetary union stabilisation performance under common demand disturbances. In the face of asymmetric and common technology shocks, the results depend on the country type, favouring currency union membership (monetary autonomy) in the cases of type-B(A) and type-A(B) countries, respectively.<sup>29</sup>

In Figures 4 and 16, we report sensitivity analysis for the central bank's preference parameter  $\chi$ . For country-specific shocks, the rise in  $\chi$  (capturing an enhanced conservativeness on the part of monetary policy) exerts an adverse influence on a currency union's stabilisation properties. In the event of common shocks, a higher preference for price stability has different welfare implications depending on the interest rate sensitiveness of each country's real demand. In Case A, an increase in  $\chi$  favours monetary autonomy, while in Case B this parameter change relatively improves (worsens) currency union participation in the face of technology (demand) disturbances. For common shocks, a higher preference for price stability fails to affect the relative welfare between the national case and a monetary union.

Turning to trade unions' preference coefficients, Figures 5 and 6 display welfare results for parameters  $A$  and  $B$  under technology shocks, respectively, while Figures 17 and 18 show the corresponding sensitivity results for the case of demand disturbances. In the case of unemployment aversion coefficient  $A$ , under technology shocks a higher value of this

---

<sup>29</sup> In the event of these types of shocks (that is, asymmetric shocks and common technology disturbances), a higher  $s_i$  entails no effect at all under homogeneous demand slopes (Case C).



parameter improves monetary union stabilisation performance, capturing the internalisation of macroeconomic effects on the part of wage setters whose actions also impact the supply-side of the economy. In contrast, in the face of demand disturbances a rise in trade unions' unemployment aversion is found to favour monetary autonomy (except for unchanged results under common such shocks). Regarding inflation aversion parameter  $B$ , both in the presence of technology and demand shocks varying values of this coefficient fail to have a visible impact on relative welfare, which can be rationalised in terms of monetary policy-makers already taking care of inflation variability (even if with a focus that is different from those of trade unions).

Among other results, we detect contrasting welfare implications of the parameters concerning the number of unions in each country. An increase in  $N_i$  is seen to favour currency union membership under technology shocks (especially at low values of the parameter), while the opposite result can be observed under demand disturbances (Figures 7 and 19). A rise in  $N_k$  has welfare implications that depend on both the type and the cross-country distribution of the shocks (Figures 8 and 20). More concretely, a higher  $N_k$  improves monetary union stabilisation properties for country-specific technology shocks and common demand disturbances, but it favours monetary autonomy in the remaining cases (that is, common technology shocks and country-specific demand disturbances). For the coefficients for the labour substitutability across unions,  $\gamma_i$  and  $\gamma_k$  (which also affect the degree of competition in the labour market), we similarly report contrasting welfare implications – in Figures 9-10 and 21-22.

Finally, we analyse welfare implications of two parameters contributing to determine supply slope,  $\eta$ . A higher value of  $\sigma$ , the production function substitution coefficient, generally supports currency union participation, except at low values in the event of demand shocks (Figures 11 and 23). A rise in  $\lambda$ , the mark-up coefficient in the goods market, entails

unfavourable consequences for monetary union stabilisation performance, with the exception of low values under demand disturbances (Figures 12 and 24).

## 7. Conclusions

Trade unions are here realistically modelled as caring about national prices when setting wages, deviating from Cukierman and Lippi's (2001) assumption that unions set wages with area-wide prices in mind. Our assumption that trade unions care about national prices when setting wages brings into the analysis the output side of the economy. In particular, we allow for a varying wage share on the supply side, while also allowing for interest rate sensitiveness of real demand. Our main finding is that, contrary to Cukierman and Lippi (2001), results from our extended model are parameter-dependent, thus failing to establish as a general conclusion that monetary union triggers aggressive wage demands.

We follow two main approaches. First, we derive analytical results using a deterministic model under the two special cases considered by Cukierman and Lippi (2001), namely, identical countries and the absence of inflation aversion on the part of trade unions. This setup is also illustrated by means of baseline parameter values. In contrast with Cukierman and Lippi (2001), we find that the question whether monetary union alters real wages compared with those obtained under monetary autonomy does not have an unambiguous affirmative answer. That is, the actual answer turns out to depend on specific values assigned to the model parameters. We have thoroughly examined the likelihood of wage restraint in a case where we allow for some degree of heterogeneity across member countries. The odds in favour of wage restraint appear to be non-negligible, in contrast with the findings in CL. This result is obtained from deterministic simulations, which in particular suggest that the probability of a wage restraint scenario is rather likely under our baseline parameterisation. Second, we draw on the full range of plausible parameter values under both deterministic and

stochastic setups. We find that median macro developments are found not to be much altered by monetary union, while mean developments point to monetary union delivering extra wage moderation, lower levels of inflation, unemployment and wage share, and higher activity levels. Unlike Cukierman and Lippi's (2001), our results are thus not at odds with the evidence of wage restraint often reported since the launch of the euro in 1999. In obtaining our results, we do not resort to effects stemming from globalisation or enhanced monetary policy credibility (Posen and Gould, 2006). It is worth saying that our simulation analysis points to considerable variability surrounding baseline simulation results, depending on parameter (and shock) values drawn. This finding points to caution when using the general class of models to which the one used here belongs.

Finally, our study of monetary stabilisation in a currency union includes welfare comparisons in the face of technology and demand shocks. We show that the main results depend on the distribution of shocks across the union, as well as on key structural parameters. In particular, the aggregate demand slope, labour substitutability across unions, and the number of wage-setting institutions are allowed to be country-specific, with the monetary policy response depending on all these sources of structural heterogeneity.

## Appendix: Proof of proposition 2

When unions set wages with national prices in mind, but do not express concern about price stability ( $B=0$ ), the difference between the wage premium of country  $i$  under a currency union and that under monetary autonomy equals

$$\zeta_i \equiv \bar{\Phi}_i^D - \bar{\Phi}_i^N = \frac{\gamma_i(N_i - 1)(Z_i^D - Z_i^N)}{\alpha A [\alpha Z_i^D + \gamma_i(N_i - 1)] [\alpha Z_i^N + \gamma_i(N_i - 1)]} \quad (\text{A.1})$$

where  $Z_i^N \equiv 1 - \theta / N_i$  and  $Z_i^D \equiv 1 - \xi_i / N_i$ . The difference is positive (negative) for all  $N_i > 1$  or  $\gamma_i > 0$  when  $\eta < (>) \beta^*$  in Case A and/or when  $\eta < (>) \tilde{\beta}$  in Case B. This in turn implies  $Z_i^D > (<) Z_i^N$  (see Remark 1), thus proving part (i).

Part (ii): The partial derivatives  $\partial \zeta_i / \partial N_i$  and  $\partial \zeta_i / \partial \gamma_i$  are given by

$$\frac{\partial \zeta_i}{\partial N_i} = \frac{\gamma_i(Z_i^D - Z_i^N)\Psi_i}{\alpha A F_i^2}; \quad \frac{\partial \zeta_i}{\partial \gamma_i} = \frac{(N_i - 1)(Z_i^D - Z_i^N) [\alpha^2 Z_i^D Z_i^N - \gamma_i^2 (N_i - 1)^2]}{\alpha A F_i^2} \quad (\text{A.2})$$

where

$\Psi_i \equiv F_i / N_i - (N_i - 1) \{ \gamma_i (N_i - 1) [2\gamma_i + a(\xi_i + \theta s_i) / N_i^2] + \gamma_i \alpha [2 - (\xi_i + \theta s_i) / N_i] + \alpha^2 [(\xi_i + \theta s_i) - 2(\xi_i \theta s_i) / N_i] / N_i^2 \}$   
and  $F \equiv [\alpha Z_i^D + \gamma_i(N_i - 1)] [\alpha Z_i^N + \gamma_i(N_i - 1)]$ . The first (second) expression in (A.2) is

continuous in  $N_i$  ( $\gamma_i$ ) for  $N_i > 1$  ( $\gamma_i > 0$ ). For  $\eta < \beta^*$  in Case A and/or if  $\eta < \tilde{\beta}$  in Case B, the first (second) equation in (A.2) is positive at  $N_i = 1$  ( $\gamma_i = 0$ ), negative for a sufficiently large  $N_i$  ( $\gamma_i$ ) and converging towards zero from below as  $N_i = 1$  ( $\gamma_i = 0$ ). For  $\eta > \beta^*$  in Case A and/or if  $\eta > \tilde{\beta}$  in Case B, the first (second) expression in (A.2) is negative at  $N_i = 1$  ( $\gamma_i = 0$ ), positive for a sufficiently large  $N_i$  ( $\gamma_i$ ) and converging towards zero from above as  $N_i = 1$  ( $\gamma_i = 0$ ). Since the two expressions in (A.2) switch signs only once in each case considered, it follows that, if  $\eta < (>) \beta^*$  in Case A and/or if  $\eta < (>) \tilde{\beta}$  in Case B, then the

difference  $\zeta_i$  has a unique global maximum (minimum) at intermediate values of  $N_i$  and  $\gamma_i$ . This establishes part (ii).

## References

Adolfson, Malin, Stefan Laséen, Jesper Lindé, and Mattias Villani. (2007). "Bayesian Estimation of an Open Economy DSGE Model with Incomplete Pass-Through." *Journal of International Economics* 72, 481-511.

Ball, Laurence. (1999). "Policy Rules for Open Economies." In *Monetary Policy Rules*, edited by John Taylor. Chicago: University of Chicago Press.

Bernard, Andrew, Jonathan Eaton, J. Bradford Jensen, and Samuel Kortum, 2003, "Plants and Productivity in International Trade." *American Economic Review* 93, 1269-1290.

Canova, Fabio, and Evi Pappa. (2007). "Price Dispersions in Monetary Unions: The Role of Fiscal Shocks." *Economic Journal* 117, 713-737.

Canova, Fabio, Luca Gambetti, and Evi Pappa. (2008). "The Structural Dynamics of US Output and Inflation: What Explains the Changes?" *Journal of Money, Credit and Banking* 40, 369-388.

CESifo. (2007). *EEAG Report on the European Economy*. CESifo: Munich.

Coricelli, Fabrizio, Alex Cukierman, and Alberto Dalmazzo. (2004). "Economic Performance and Stabilization Policy in a Monetary Union with Imperfect Labor and Goods' Markets." In *European Monetary Integration*, edited by Hans Sinn, et al. Cambridge, MA: MIT Press.

Coricelli, Fabrizio, Alex Cukierman, and Alberto Dalmazzo. (2006). "Monetary Institutions, Monopolistic Competition, Unionized Labor and Economic Performance." *Scandinavian Journal of Economics* 101, 241-256.

Corsetti Giancarlo, Luca Dedola and Sylvain Leduc. (2008). "International Risk Sharing and the Transmission of Productivity Shocks." *Review of Economic Studies* 75, 443-473.

Cukierman Alex, and Francesco Lippi. (2001). "Labour Markets and Monetary Union: A Strategic Analysis." *Economic Journal* 111, 541-565.

Cukierman, Alex. (2004). "Monetary Institutions, Monetary Union and Unionized Labour Markets - Some Recent Developments." In *Monetary Policy, Fiscal Policies and Labour Markets*, edited by Roel Beetsma et al. Cambridge: Cambridge University Press.

Alex Cukierman, and Alberto Dalmazzo. (2006). "Fiscal-Monetary Policy Interactions in the Presence of Unionized Labour Markets." *International Tax and Public Finance* 13, 411-435.

De Walque, Grégory, Frank Smets, and Raf Wouters. (2006). "An Estimated Two-Country DSGE Model for the Euro Area and the US Economy." EABCN/CEPR and Swiss National Bank Workshop on 'Estimation and Empirical Validation of Structural Models for Business Cycle Analysis'.

Erceg, Christopher, Christopher Gust, and David Lopez-Salido. (2007). "The Transmission of Domestic Shocks in Open Economies." In *International Dimensions of Monetary Policy*, edited by Jordi Galí, and Mark Gertler. Cambridge, MA: MIT Press.

European Commission. (2007). *EU Economy Review: Adjustment Dynamics in the Euro Area*. Brussels: European Commission.

Gaspar, Vítor, Frank Smets, and David Vestin. (2007). "Adaptive Learning, Persistence, and Optimal Monetary Policy." *Journal of the European Economic Association* 4, 376-385.

Grüner, Hans. (2002). "How Much Should Central Bank Talk? A New Argument." *Economics Letters* 77, 195-198.

Grüner, Hans, and Carsten Hefeker. (1999). "How Will EMU Affect Inflation and Unemployment in Europe?" *Scandinavian Journal of Economics* 101, 33-47.

Heathcote, Jonathan, and Fabrizio Perri. (2002). "Financial Autarky and International Real Business Cycles." *Journal of Monetary Economics* 49, 601-627.

Jalava, Jukka, Matti Pohjola, Antti Ripatti, and Jouko Vilmunen. (2006). "Biased Technical Change and Capital-Labour Substitution in Finland, 1902-2003." *Topics in Macroeconomics* 6, 1-20.

Klump, Rainer, Peter McAdam, and Alpo Willman. (2007a). "Factor Substitution and Factor Augmenting Technical Progress in the US: A Normalized Supply-Side System Approach." *Review of Economics and Statistics* 89, 183-192.

Klump, Rainer, Peter McAdam, and Alpo Willman. (2007b). "The Long-Term SucCESs of the Neoclassical Growth Model." *Oxford Review of Economic Policy* 23, 94-114.

Lubik, Thomas, and Frank Schorfheide. (2005). "A Bayesian Look at New Open Economy Macroeconomics." In *NBER Macroeconomics Annual*, edited by Mark Gertler and Kenneth Rogoff. Chicago: University of Chicago Press.

OECD. (2005). *Economic Survey: Euro area*. Paris: OECD.

Posen, Adam, and Daniel Gould. (2006). "Has EMU Had any Impact on the Degree of Wage Restraint?" Working Paper 06/6, Institute for International Economics.

Rabanal, Pau. (2008). "Inflation Differentials in a Currency Union: A DSGE Perspective." Manuscript, Caixa d'Estalvis i Pensions de Barcelona.

Rabanal, Pau, and Juan Rubio-Ramírez. (2005). "Comparing New Keynesian Models of the Business Cycle: A Bayesian Approach." *Journal of Monetary Economics* 52, 1151-1166.

Rabanal, Pau, and Juan Rubio-Ramírez. (2008). "Comparing New Keynesian Models in the Euro Area: A Bayesian Approach." *Spanish Economic Review* 10, 23-40.

Ripatti, Antti, and Jouko Vilmunen. (2001). "Declining Labour Share – Evidence of a Change in Underlying Production Technology?" Discussion Paper 10/2001, Bank of Finland.

Rowthorn, Robert. (1996). "Unemployment, Wage Bargaining and Capital-Labour Substitution." Working Paper 38, ESRC Centre for Business Research, University of Cambridge.



Rowthorn, Robert. (1999). "Unemployment, Wage Bargaining and Capital-Labour Substitution." *Cambridge Journal of Economics* 23, 413–425.

Sánchez, Marcelo. (2007). "Monetary Stabilisation in a Currency Union: The Role of Catching Up Member States." *Journal of Policy Modeling* 29, 29-40.

Sánchez, Marcelo. (2008a). "Implications of Monetary Union for Catching-Up Member States." *Open Economies Review* 19, 371-390.

Sánchez, Marcelo. (2008b). "Monetary Stabilisation in a Currency Union of Small Open Economies." ECB Working Paper No. 927, August.

Smets, Frank, and Raf Wouters. (2003). "An Estimated Stochastic Dynamic General Equilibrium Model for the Euro Area." *Journal of the European Economic Association* 1, 1123-1175.

Smets, Frank, and Raf Wouters. (2005). "Comparing Shocks and Frictions in US and Euro Area Business Cycles: A Bayesian DSGE Approach." *Journal of Applied Econometrics* 20, 161-183.

Smets, Frank, and Raf Wouters. (2007). "Shocks and Frictions in U.S. Business Cycles: A Bayesian DSGE Approach." *American Economic Review* 97, 586-606.

Sørensen, Jan. (1991). "Political Uncertainty and Macroeconomic Performance." *Economics Letters* 37, 377–381.

Table 1. Decomposition of the wage share changes over 5-year periods (in %)

*A. Euro area*

	1980-1985	1985-1990	1990-1995	1995-2000	2000-2005
<b>Total</b>	<b>-2.8</b>	<b>-2.2</b>	<b>-1.4</b>	<b>-1.1</b>	<b>-1.5</b>
Intra-sectoral effect	-2.1	-1.6	-0.6	-0.7	-1.0
Structural effect	-0.8	-0.6	-0.8	-0.4	-0.5
Static effect	-0.8	-0.4	-0.8	-0.5	-0.4
Dynamic effect	0.0	-0.2	0.0	0.1	-0.1

Source: EU KLEMS and ECB staff calculations.

Notes: The euro area does not include Cyprus, Malta and Slovenia. Values may not add up due to rounding.

Table 2. Probability that  $\eta > \beta^*$  under selected scenarios

A) Drawing  $\beta$  between 0.4 and 2.5 (baseline)

	$s_i = 0.1$	$s_i = 0.3$	$s_i = 0.5$	$s_i = 0.7$	$s_i = 0.9$
$\delta = 0$	0.65	0.62	0.59	0.57	0.55
$\delta = 0.1$	0.65	0.63	0.63	0.63	0.63
$\delta = 0.2$	0.65	0.65	0.66	0.67	0.69
$\delta = 0.3$	0.65	0.66	0.68	0.71	0.73
$\delta = 0.4$	0.65	0.68	0.71	0.74	0.77

B) Drawing  $\beta$  between 0.4 and 5

	$s_i = 0.1$	$s_i = 0.3$	$s_i = 0.5$	$s_i = 0.7$	$s_i = 0.9$
$\delta = 0$	0.36	0.34	0.33	0.31	0.31
$\delta = 0.1$	0.36	0.35	0.35	0.35	0.35
$\delta = 0.2$	0.36	0.36	0.36	0.37	0.38
$\delta = 0.3$	0.36	0.37	0.38	0.39	0.40
$\delta = 0.4$	0.36	0.38	0.39	0.41	0.43

C) Drawing from a wider range for  $\sigma$

	$s_i = 0.1$	$s_i = 0.3$	$s_i = 0.5$	$s_i = 0.7$	$s_i = 0.9$
$\delta = 0$	0.65	0.64	0.63	0.62	0.61
$\delta = 0.1$	0.65	0.65	0.64	0.64	0.64
$\delta = 0.2$	0.65	0.65	0.66	0.66	0.67
$\delta = 0.3$	0.65	0.66	0.67	0.68	0.68
$\delta = 0.4$	0.65	0.66	0.68	0.69	0.70

Note: Baseline draws for  $\sigma$  are between 0.2 and 1, while the wider range is between 0 and 2.4.

Table 3. Probability that  $\eta > \tilde{\beta}$  under selected scenarios

A) Drawing  $\beta$  between 0.4 and 2.5 (baseline)

	$s_i = 0.1$	$s_i = 0.3$	$s_i = 0.5$	$s_i = 0.7$	$s_i = 0.9$
$\delta = 0$	0.65	0.68	0.71	0.74	0.77
$\delta = 0.1$	0.65	0.66	0.68	0.71	0.73
$\delta = 0.2$	0.65	0.65	0.66	0.67	0.69
$\delta = 0.3$	0.65	0.63	0.63	0.63	0.63
$\delta = 0.4$	0.65	0.62	0.59	0.57	0.55

B) Drawing  $\beta$  between 0.4 and 5

	$s_i = 0.1$	$s_i = 0.3$	$s_i = 0.5$	$s_i = 0.7$	$s_i = 0.9$
$\delta = 0$	0.36	0.38	0.39	0.41	0.43
$\delta = 0.1$	0.36	0.37	0.38	0.39	0.40
$\delta = 0.2$	0.36	0.36	0.36	0.37	0.38
$\delta = 0.3$	0.36	0.35	0.35	0.35	0.35
$\delta = 0.4$	0.36	0.34	0.33	0.31	0.31

C) Drawing from a wider range for  $\sigma$

	$s_i = 0.1$	$s_i = 0.3$	$s_i = 0.5$	$s_i = 0.7$	$s_i = 0.9$
$\delta = 0$	0.65	0.66	0.68	0.69	0.70
$\delta = 0.1$	0.65	0.66	0.67	0.68	0.68
$\delta = 0.2$	0.65	0.65	0.66	0.66	0.67
$\delta = 0.3$	0.65	0.65	0.64	0.64	0.64
$\delta = 0.4$	0.65	0.64	0.63	0.62	0.61

Note: Baseline draws for  $\sigma$  are between 0.2 and 1, while the wider range is between 0 and 2.4.

Table 4. Simulations for deterministic model - main results (in % deviation from competitive steady state)

		National case								Monetary union							
		$\beta$ between 0.5 and 2.5				$\beta$ between 0.5 and 5				$\beta$ between 0.5 and 2.5				$\beta$ between 0.5 and 5			
		Mean	Median	16%	84%	Mean	Median	16%	84%	Mean	Median	16%	84%	Mean	Median	16%	84%
Inflation	$\pi_i$	0.9	0.8	0.4	1.4	0.9	0.7	0.4	1.4	0.8	0.7	0.2	1.6	1.0	0.9	0.2	2.0
	$\pi_k$	0.9	0.7	0.4	1.4	0.9	0.7	0.4	1.4	1.8	0.8	0.2	1.6	1.0	0.8	0.4	1.5
	$\pi_u$	0.9	0.8	0.4	1.3	0.9	0.8	0.4	1.4	1.3	0.7	0.4	1.4	1.0	0.8	0.4	1.5
Output	$y_i$	-1.1	-1.0	-1.5	-0.7	-1.1	-1.0	-1.5	-0.7	-2.4	-1.0	-1.6	-0.7	-1.2	-1.0	-1.7	-0.7
	$y_k$	-1.1	-1.0	-1.5	-0.7	-1.1	-1.0	-1.5	-0.7	-0.6	-1.0	-1.6	-0.7	-1.1	-1.0	-1.6	-0.8
	$y_u$	-1.1	-1.1	-1.4	-0.8	-1.1	-1.0	-1.5	-0.8	-1.5	-1.0	-1.4	-0.7	-1.1	-1.1	-1.6	-0.8
Wage premium	$\bar{\Phi}_i$	0.8	0.6	0.3	1.2	0.7	0.6	0.3	1.2	1.3	0.5	0.2	1.4	0.8	0.6	0.2	1.4
	$\bar{\Phi}_k$	0.8	0.6	0.3	1.2	0.7	0.6	0.3	1.2	0.3	0.5	0.2	1.3	0.7	0.6	0.3	1.2
	$\bar{\Phi}_u$	0.8	0.6	0.3	1.2	0.7	0.6	0.3	1.2	0.8	0.5	0.3	1.4	0.8	0.6	0.3	1.2
Unemployment rate	$u_i$	1.7	1.5	1.1	2.4	1.7	1.5	1.1	2.3	3.7	1.5	1.0	2.4	1.9	1.6	1.0	2.7
	$u_k$	1.7	1.5	1.1	2.4	1.7	1.5	1.1	2.3	0.9	1.5	1.0	2.4	1.7	1.6	1.2	2.5
	$u_u$	1.7	1.7	1.3	2.1	1.7	1.6	1.2	2.3	2.3	1.6	1.1	2.2	1.8	1.6	1.2	2.4
Wage share	$\Omega_i$	1.9	1.7	1.1	2.6	1.8	1.6	1.1	2.6	3.6	1.6	0.9	2.8	2.0	1.7	0.9	3.1
	$\Omega_k$	1.9	1.6	1.1	2.6	1.8	1.6	1.1	2.6	0.9	1.5	0.9	2.7	1.9	1.7	1.1	2.7
	$\Omega_u$	1.9	1.7	1.2	2.5	1.8	1.7	1.1	2.6	2.3	1.6	1.0	2.8	1.9	1.7	1.1	2.7
Interest rate	R	1.9	1.7	1.2	2.6	1.6	1.3	0.8	2.3	2.2	1.7	1.1	2.7	1.6	1.4	0.8	2.4

Table 5. Simulations for stochastic model - main results (in % deviation from competitive steady state)

		National case								Monetary union							
		$\beta$ between 0.5 and 2.5				$\beta$ between 0.5 and 5				$\beta$ between 0.5 and 2.5				$\beta$ between 0.5 and 5			
		Mean	Median	16%	84%	Mean	Median	16%	84%	Mean	Median	16%	84%	Mean	Median	16%	84%
Inflation	$\pi_i$	0.7	0.4	-4.0	5.7	0.6	0.4	-4.0	5.8	1.1	0.9	-25.1	27.3	-0.6	0.5	-18.6	19.6
	$\pi_k$	0.8	0.6	-6.5	8.5	1.1	0.5	-6.6	8.5	0.7	0.5	-7.0	9.0	0.7	0.6	-7.0	9.1
	$\pi_u$	0.8	0.6	-5.5	7.7	1.1	0.5	-5.8	7.6	0.7	0.5	-7.2	9.4	0.6	0.5	-7.4	9.5
Output	$y_i$	-1.0	-1.1	-6.5	4.7	-1.0	-1.2	-6.7	4.7	-0.8	-1.0	-12.9	11.2	-1.3	-1.2	-12.8	11.0
	$y_k$	-1.0	-1.1	-10.7	8.3	-1.1	-1.0	-10.4	8.2	-1.0	-1.0	-12.8	10.6	0.0	-1.1	-12.7	10.6
	$y_u$	-1.0	-1.1	-9.5	7.3	-1.1	-1.1	-9.3	7.2	-1.0	-0.9	-11.6	9.5	-0.1	-1.0	-11.6	9.4
Wage premium	$\bar{\Phi}_i$	0.8	0.5	-1.0	2.6	0.8	0.5	-1.0	2.5	0.7	0.5	-1.2	2.6	0.9	0.5	-1.1	2.6
	$\bar{\Phi}_k$	0.8	0.5	-1.0	2.7	0.8	0.5	-1.0	2.5	0.8	0.5	-1.0	2.6	-0.2	0.5	-1.0	2.5
	$\bar{\Phi}_u$	0.8	0.5	-1.1	2.7	0.8	0.5	-1.0	2.5	0.8	0.5	-0.9	2.4	-0.1	0.5	-0.8	2.4
Unemployment rate	$u_i$	1.8	1.9	-7.6	11.3	1.8	1.7	-7.5	11.1	1.6	1.4	0.9	2.5	2.3	1.6	1.0	2.7
	$u_k$	1.8	1.7	-4.9	8.6	1.8	1.6	-4.9	8.4	1.8	1.6	1.2	2.4	0.1	1.6	1.2	2.5
	$u_u$	1.8	1.7	-4.9	8.5	1.8	1.6	-4.9	8.5	1.7	1.6	1.2	2.4	0.3	1.6	1.2	2.5
Wage share	$\Omega_i$	1.8	2.0	-3.2	6.5	1.8	2.0	-3.1	6.6	1.6	1.8	-13.0	16.2	2.2	2.2	-12.7	16.1
	$\Omega_k$	1.8	2.0	-9.2	12.8	1.9	1.8	-8.9	12.6	1.7	1.7	-12.4	16.2	-0.1	2.0	-12.1	15.8
	$\Omega_u$	1.8	2.0	-8.1	11.6	1.9	1.8	-7.8	11.6	1.7	1.6	-11.0	14.6	0.1	1.9	-10.8	14.6
Interest rate	R	1.6	1.3	-16.4	20.3	1.4	1.1	-11.8	14.8	1.5	1.3	-19.4	22.7	0.3	1.3	-14.3	17.4

Table 6. Simulations for the wage premium for alternative parameter assumptions (in % deviation from competitive steady state)

	National case								Monetary union							
	$\beta$ between 0.5 and 2.5				$\beta$ between 0.5 and 5				$\beta$ between 0.5 and 2.5				$\beta$ between 0.5 and 5			
	Mean	Median	16%	84%	Mean	Median	16%	84%	Mean	Median	16%	84%	Mean	Median	16%	84%
A) $\chi = 500$																
<i>Deterministic model</i>																
$\bar{\Phi}_i$	0.8	0.6	0.3	1.2	0.7	0.6	0.3	1.2	1.3	0.5	0.2	1.4	0.8	0.6	0.2	1.4
$\bar{\Phi}_k$	0.8	0.6	0.3	1.2	0.7	0.6	0.3	1.2	0.3	0.5	0.2	1.3	0.7	0.6	0.3	1.2
$\bar{\Phi}_u$	0.8	0.6	0.3	1.2	0.7	0.6	0.3	1.2	0.8	0.5	0.3	1.4	0.8	0.6	0.3	1.2
<i>Stochastic model</i>																
$\bar{\Phi}_i$	0.7	0.5	-1.0	2.5	0.7	0.5	-1.1	2.6	0.7	0.5	-1.1	2.5	0.8	0.5	-1.1	2.6
$\bar{\Phi}_k$	0.7	0.4	-1.1	2.5	0.7	0.5	-1.0	2.6	0.7	0.4	-1.1	2.5	0.5	0.5	-1.1	2.6
$\bar{\Phi}_u$	0.7	0.5	-0.6	2.0	0.7	0.5	-0.5	2.1	0.7	0.5	-0.6	2.0	0.7	0.5	-0.6	2.1
B) $N_i = N_k = 1$																
<i>Deterministic model</i>																
$\bar{\Phi}_i$	0.8	0.6	0.3	1.2	0.7	0.6	0.3	1.2	0.8	0.5	0.2	1.4	0.8	0.6	0.2	1.3
$\bar{\Phi}_k$	0.8	0.6	0.3	1.2	0.7	0.6	0.3	1.2	0.8	0.5	0.2	1.4	0.9	0.6	0.2	1.3
$\bar{\Phi}_u$	0.8	0.6	0.3	1.2	0.7	0.6	0.3	1.2	0.8	0.5	0.3	1.4	0.8	0.6	0.3	1.3
<i>Stochastic model</i>																
$\bar{\Phi}_i$	0.7	0.5	-1.1	2.6	0.7	0.4	-1.1	2.5	0.8	0.5	-1.1	2.6	0.7	0.5	-1.1	2.6
$\bar{\Phi}_k$	0.7	0.5	-1.0	2.6	0.8	0.5	-1.1	2.6	0.5	0.5	-1.1	2.6	0.8	0.5	-1.1	2.7
$\bar{\Phi}_u$	0.7	0.5	-0.5	2.1	0.7	0.5	-0.6	2.1	0.7	0.5	-0.6	2.1	0.7	0.5	-0.6	2.1
C) Wider range for $\sigma$																
<i>Deterministic model</i>																
$\bar{\Phi}_i$	0.5	0.3	0.1	0.8	0.5	0.3	0.1	0.8	0.3	0.2	0.1	0.8	0.5	0.2	0.1	0.9
$\bar{\Phi}_k$	0.5	0.3	0.1	0.8	0.5	0.3	0.1	0.8	0.5	0.2	0.1	0.8	0.4	0.2	0.1	0.9
$\bar{\Phi}_u$	0.5	0.3	0.1	0.8	0.5	0.3	0.1	0.8	0.4	0.2	0.1	0.8	0.5	0.2	0.1	0.9
<i>Stochastic model</i>																
$\bar{\Phi}_i$	0.5	0.2	-0.6	1.4	0.5	0.2	-0.5	1.4	0.5	0.2	-0.5	1.4	0.5	0.2	-0.5	1.4
$\bar{\Phi}_k$	0.5	0.2	-0.5	1.4	0.5	0.2	-0.6	1.4	0.5	0.2	-0.5	1.4	0.5	0.2	-0.5	1.4
$\bar{\Phi}_u$	0.5	0.2	-0.3	1.1	0.5	0.2	-0.3	1.2	0.5	0.2	-0.3	1.2	0.5	0.2	-0.3	1.2

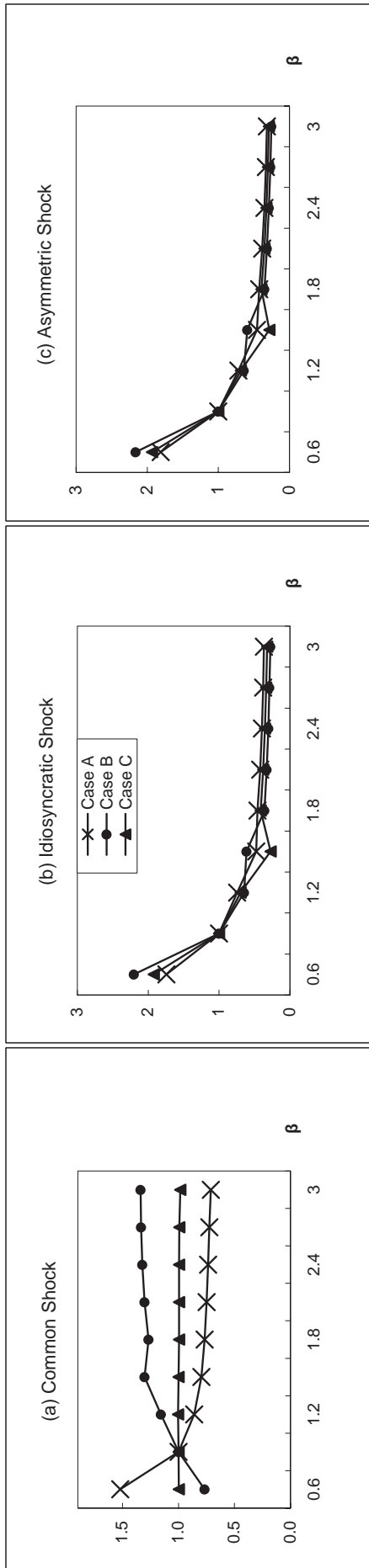


Fig. 1. Relative welfare under technology shocks: Sensitivity to  $\beta$

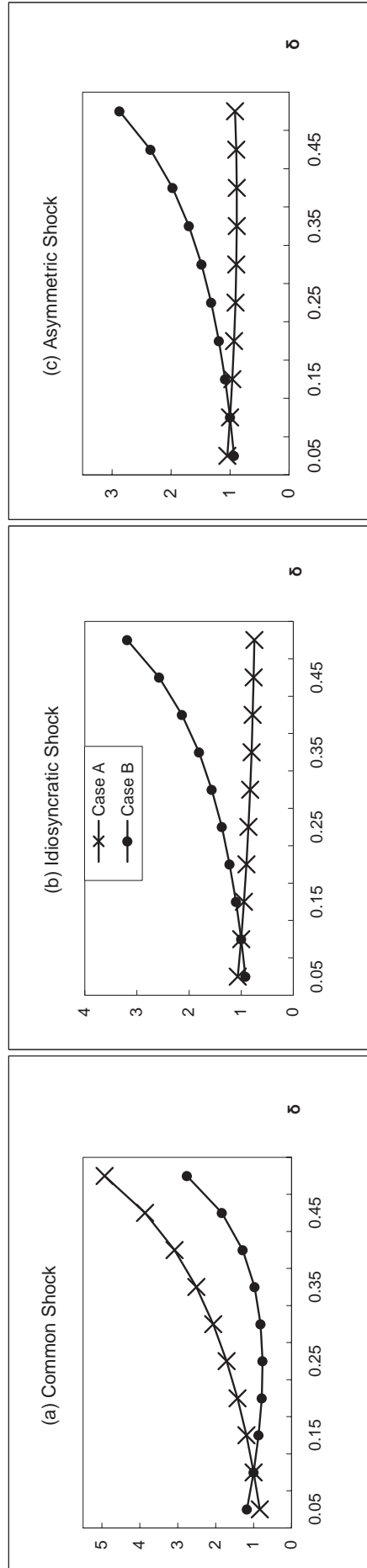


Fig. 2. Relative welfare under technology shocks: Sensitivity to  $\delta$

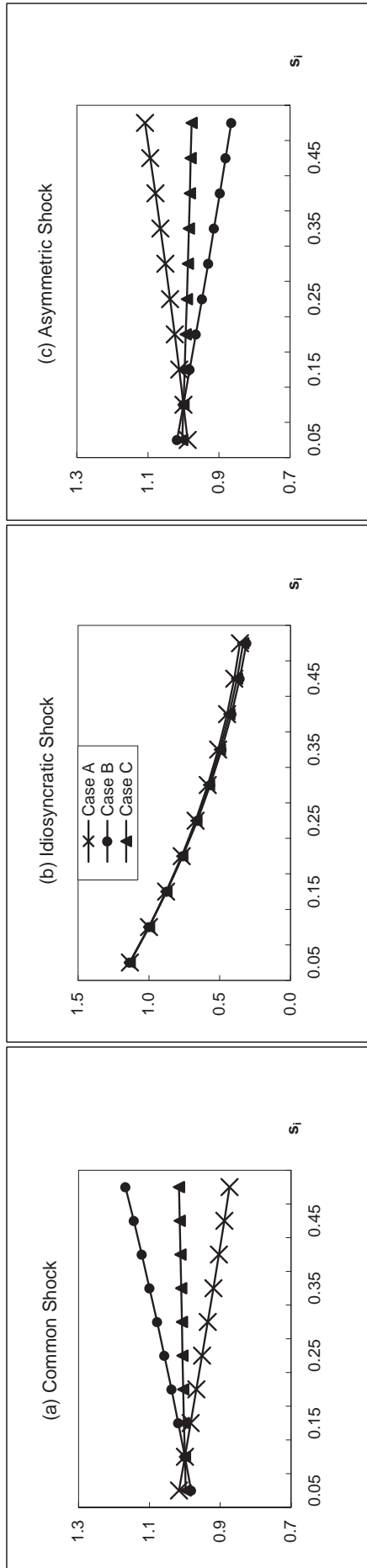


Fig. 3. Relative welfare under technology shocks: Sensitivity to  $s_i$

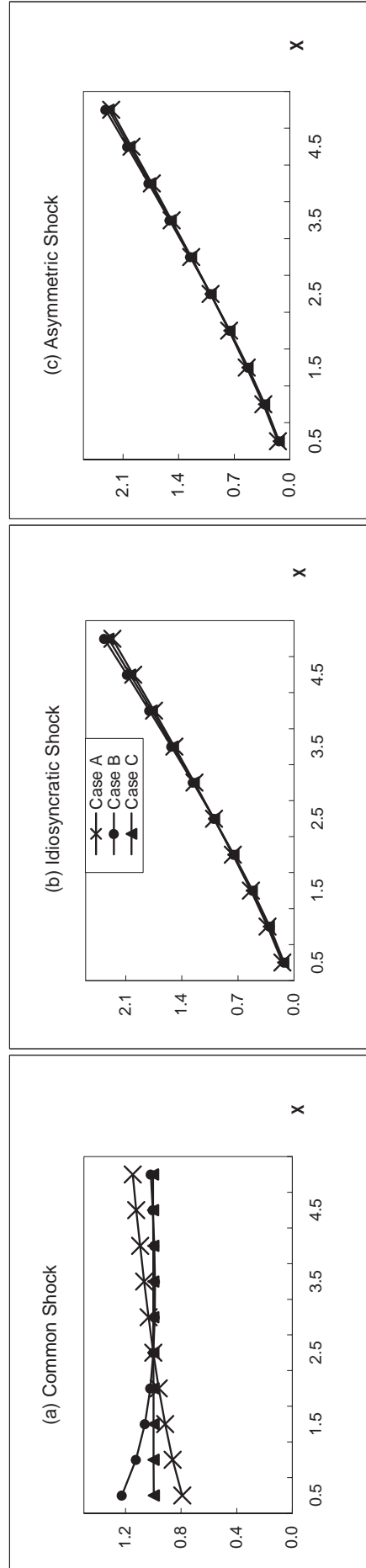


Fig. 4. Relative welfare under technology shocks: Sensitivity to  $X$

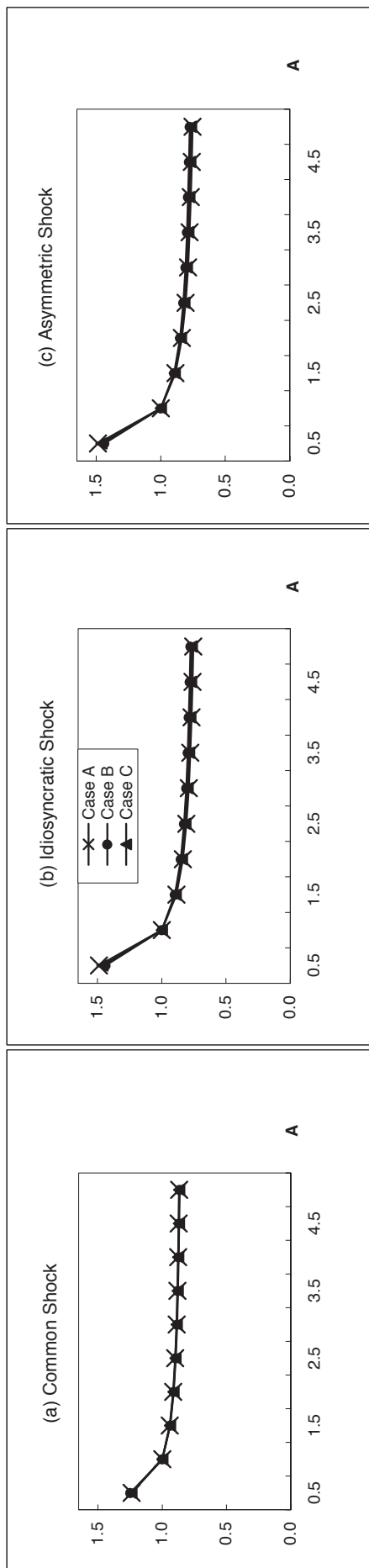


Fig. 5. Relative welfare under technology shocks: Sensitivity to A

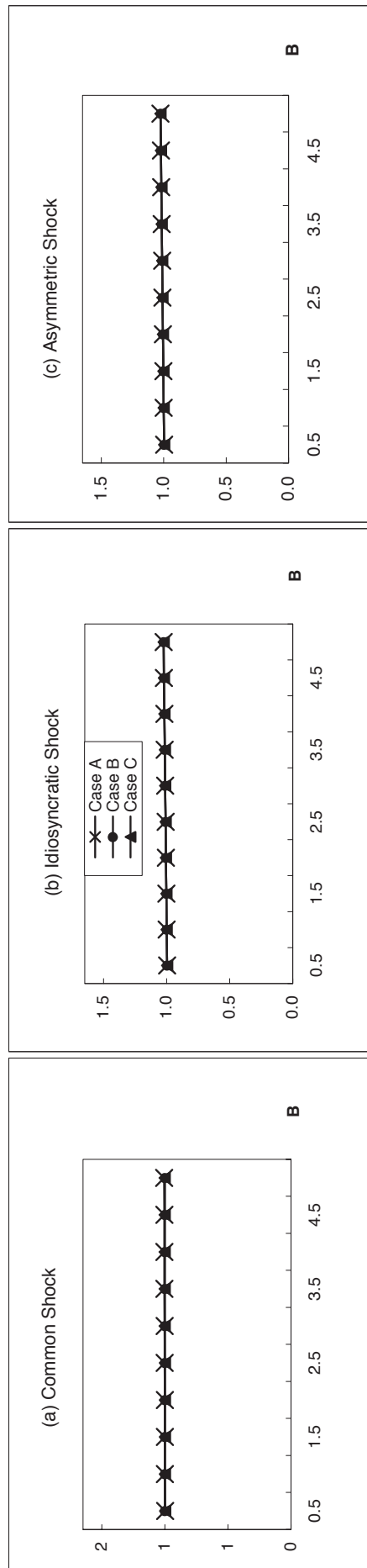


Fig. 6. Relative welfare under technology shocks: Sensitivity to B



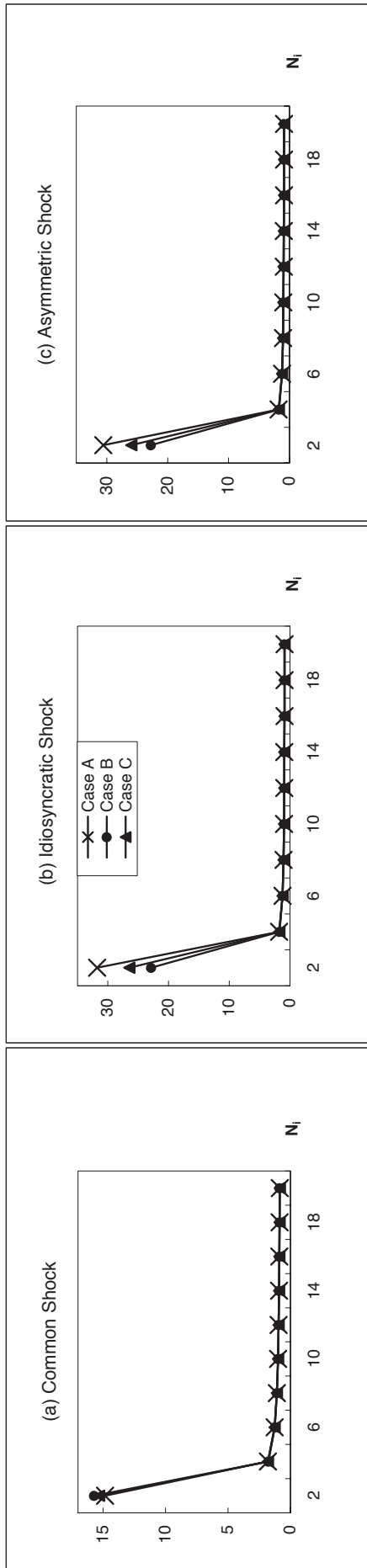


Fig. 7. Relative welfare under technology shocks: Sensitivity to  $N_i$

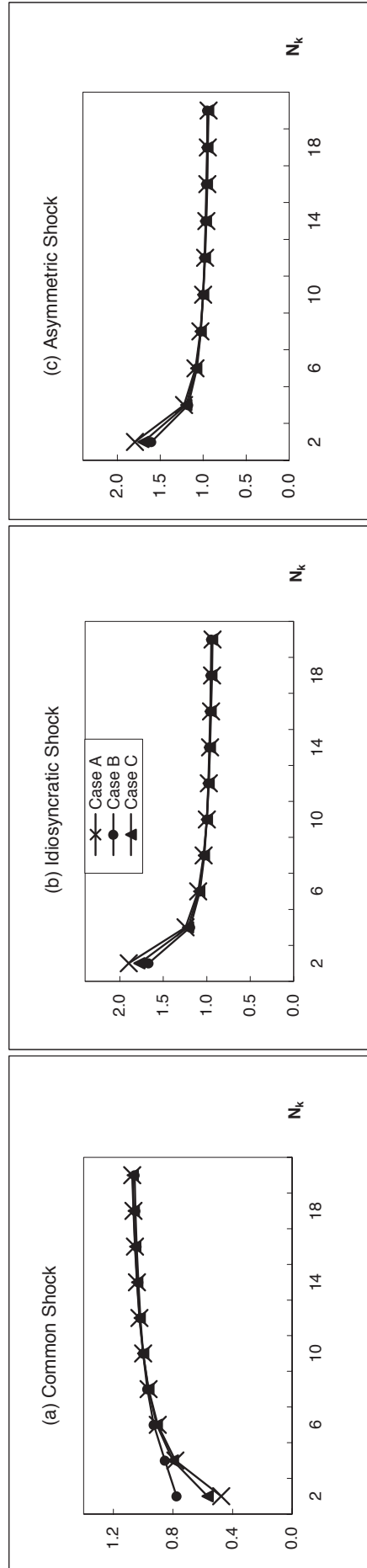


Fig. 8. Relative welfare under technology shocks: Sensitivity to  $N_k$

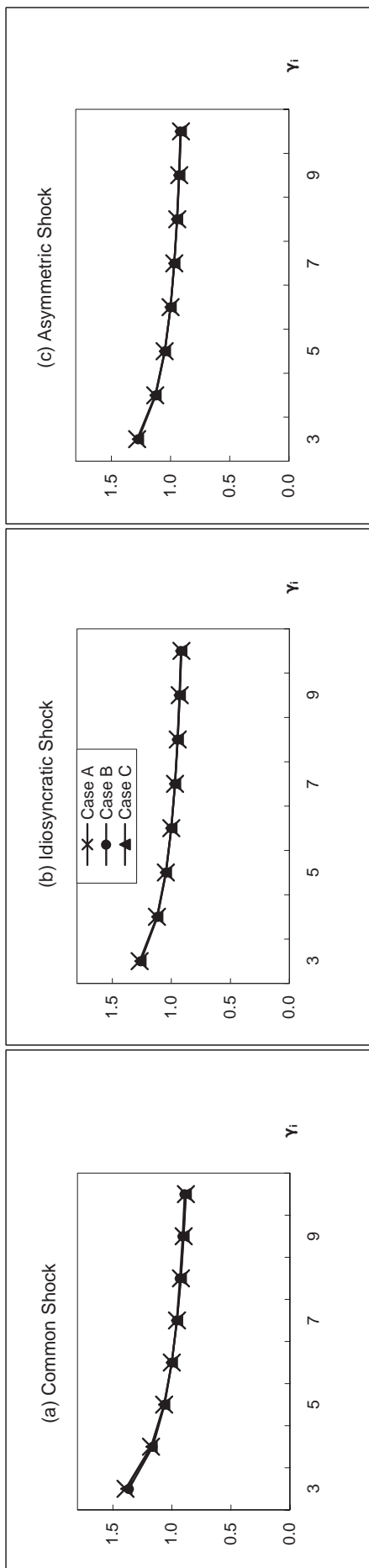


Fig. 9. Relative welfare under technology shocks: Sensitivity to  $Y_i$

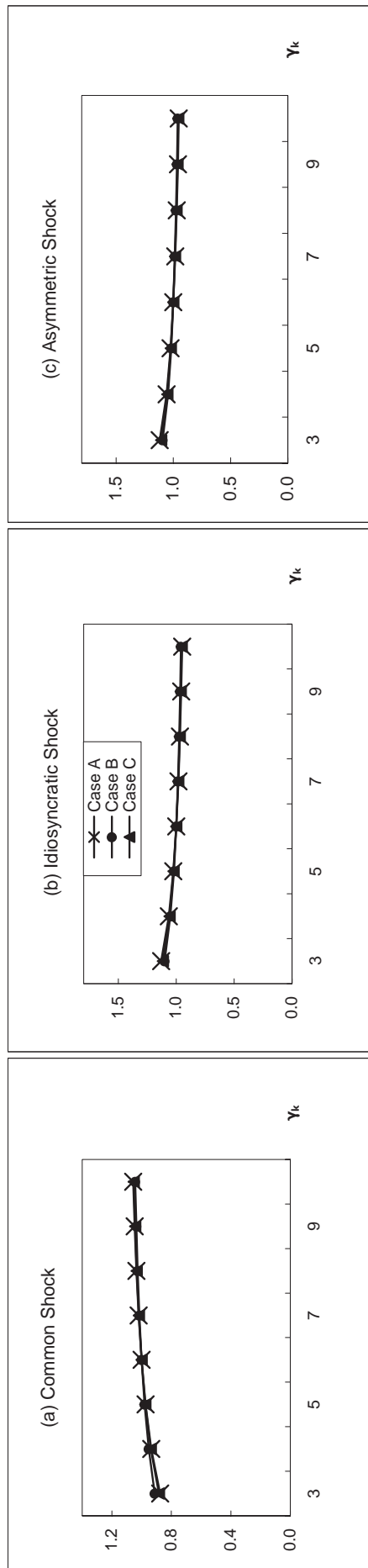


Fig. 10. Relative welfare under technology shocks: Sensitivity to  $Y_k$

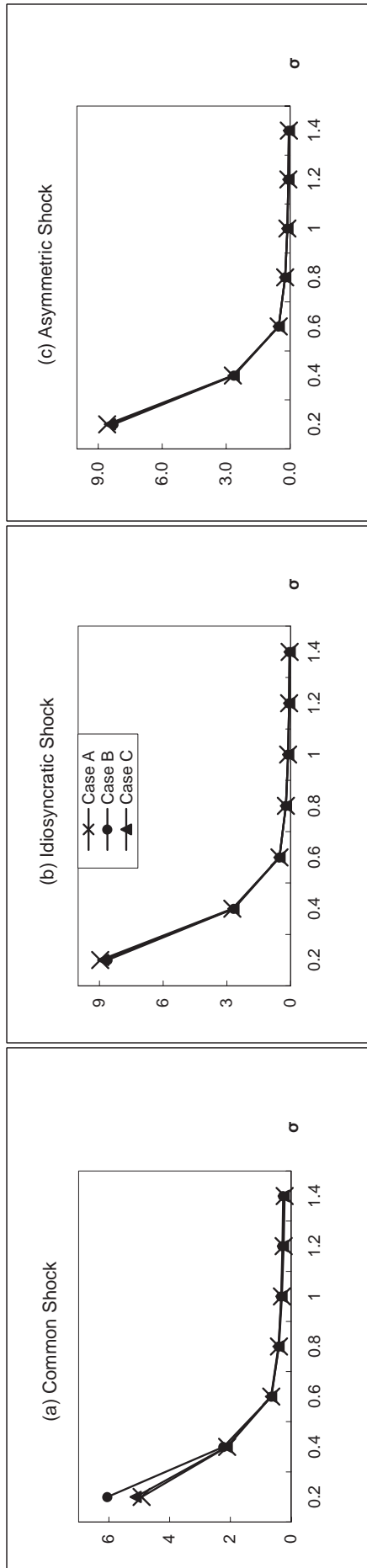


Fig. 11. Relative welfare under technology shocks: Sensitivity to  $\sigma$

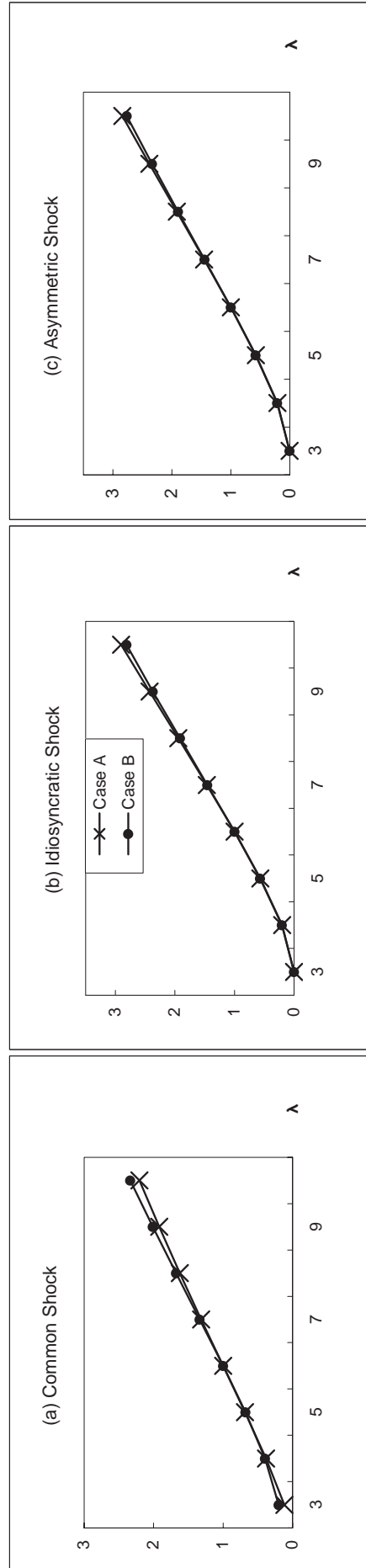


Fig. 12. Relative welfare under technology shocks: Sensitivity to  $\lambda$

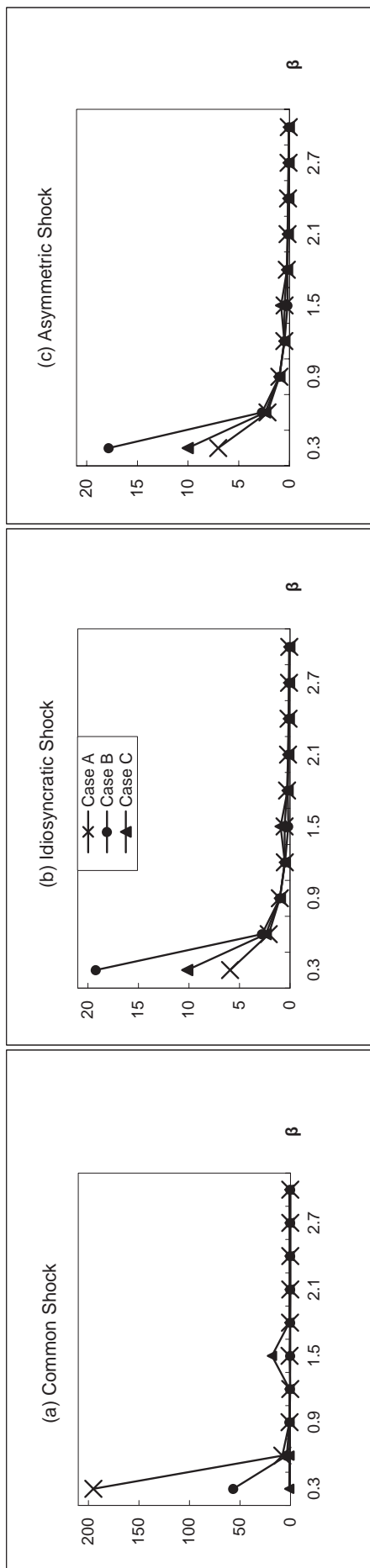


Fig. 13. Welfare loss under demand shocks: Sensitivity to  $\beta$

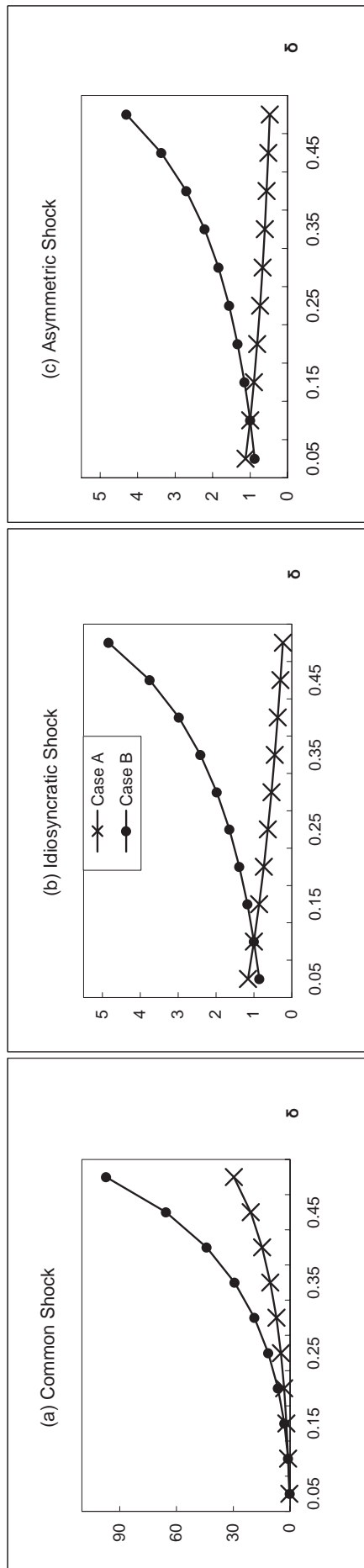


Fig. 14. Welfare loss under demand shocks: Sensitivity to  $\delta$

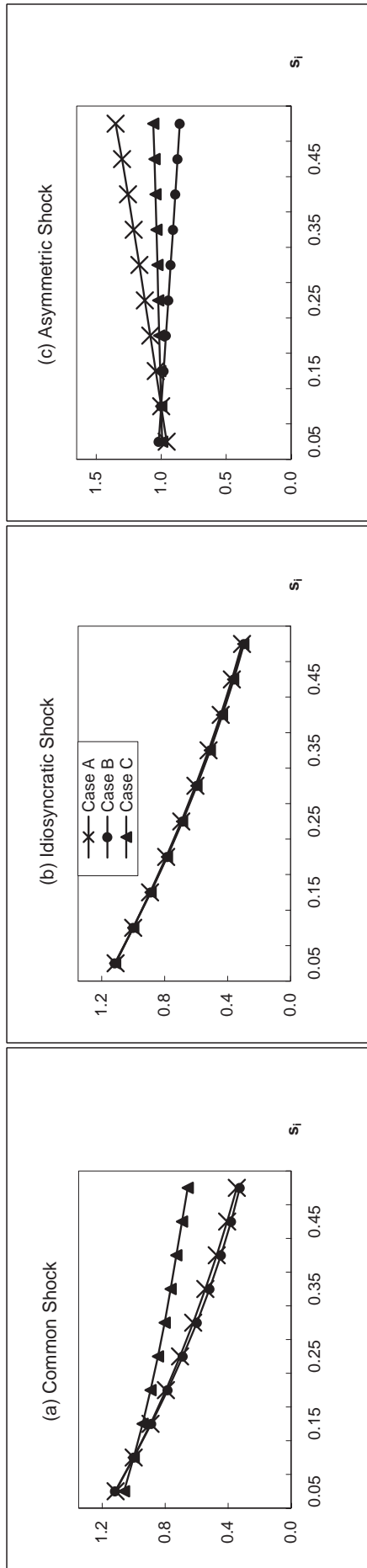


Fig. 15. Welfare loss under demand shocks: Sensitivity to  $s_i$

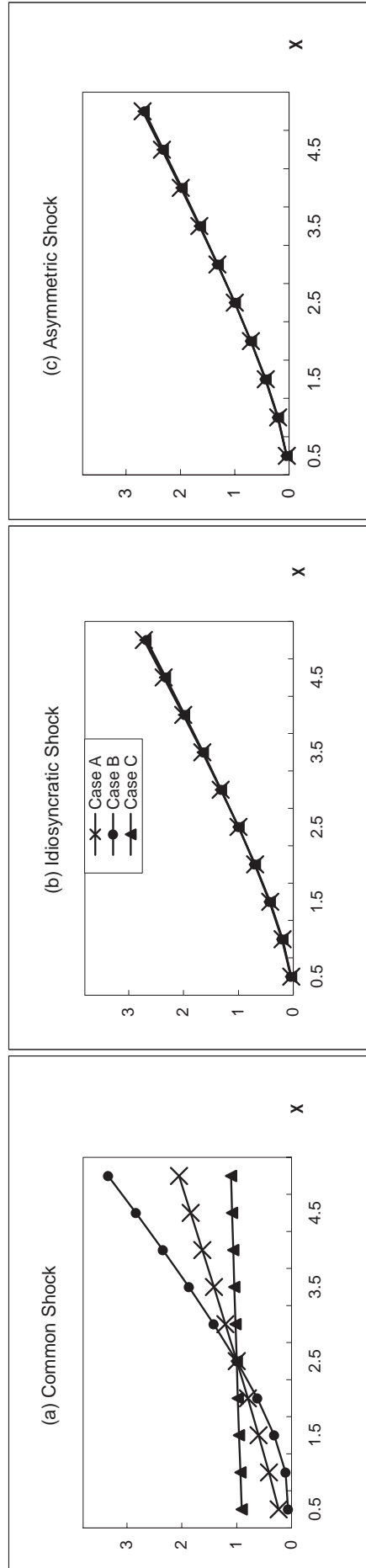


Fig. 16. Welfare loss under demand shocks: Sensitivity to  $X$

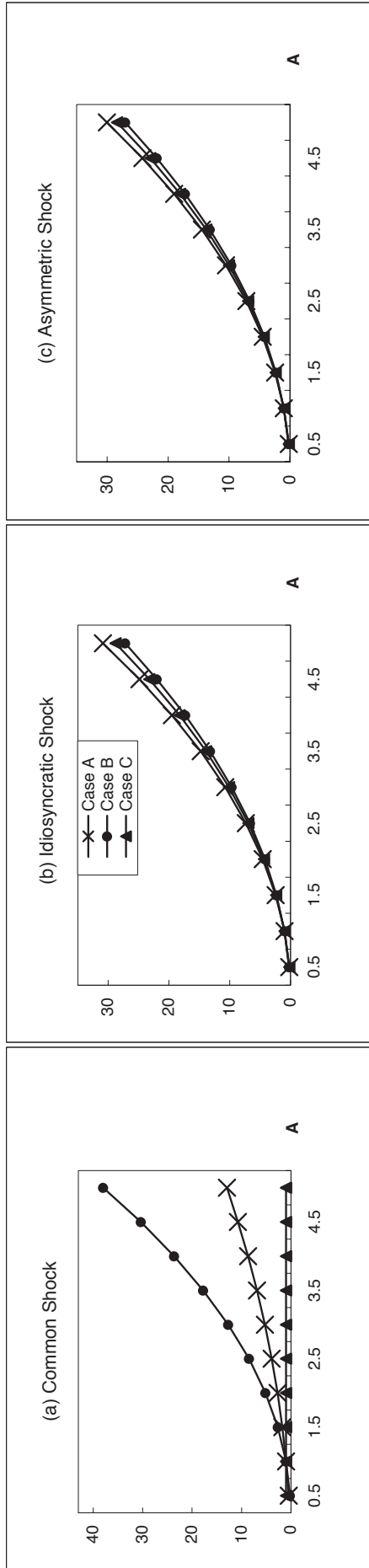


Fig. 17. Welfare loss under demand shocks: Sensitivity to A

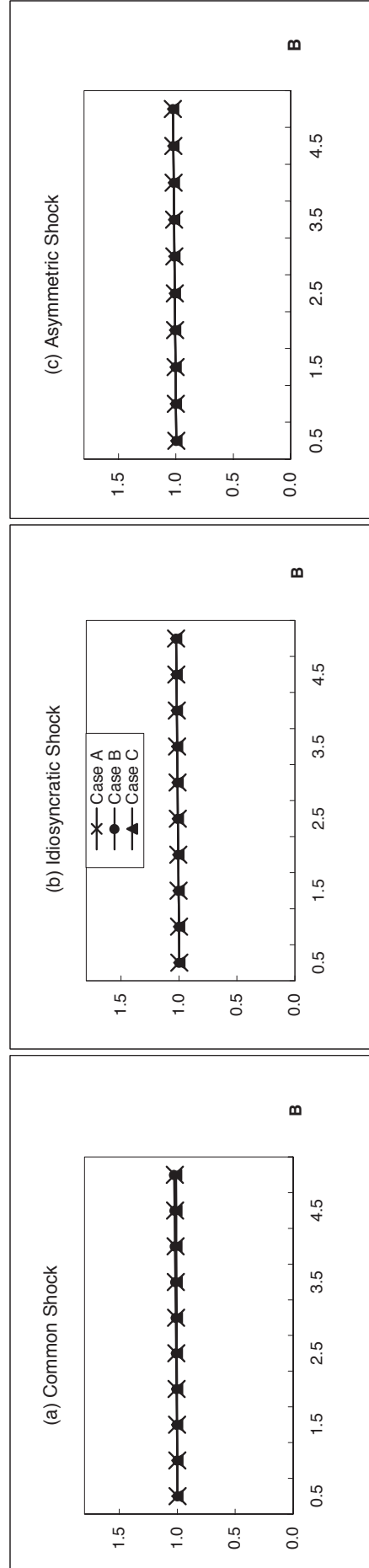


Fig. 18. Welfare loss under demand shocks: Sensitivity to B

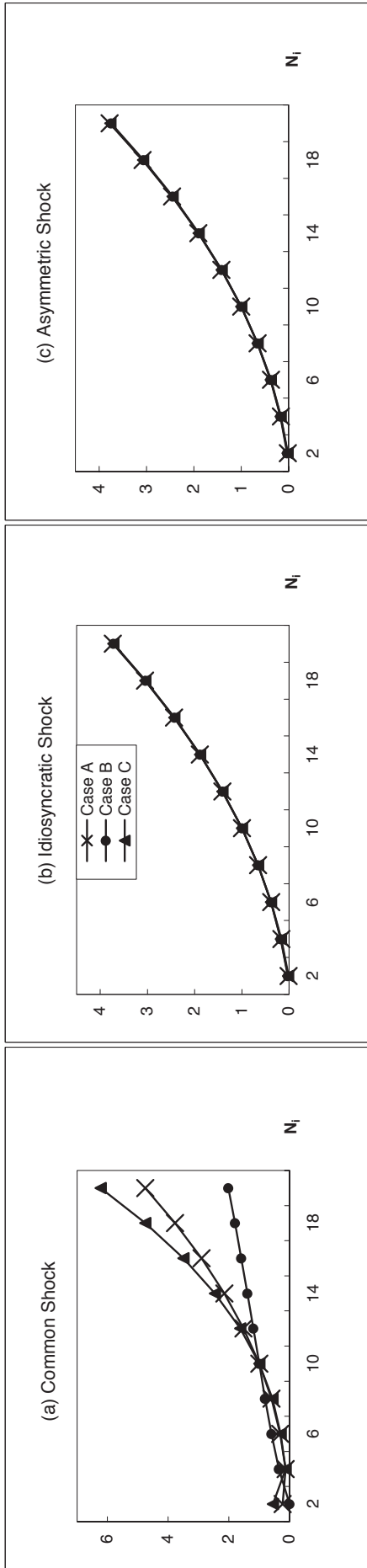


Fig. 19. Welfare loss under demand shocks: Sensitivity to  $N_i$

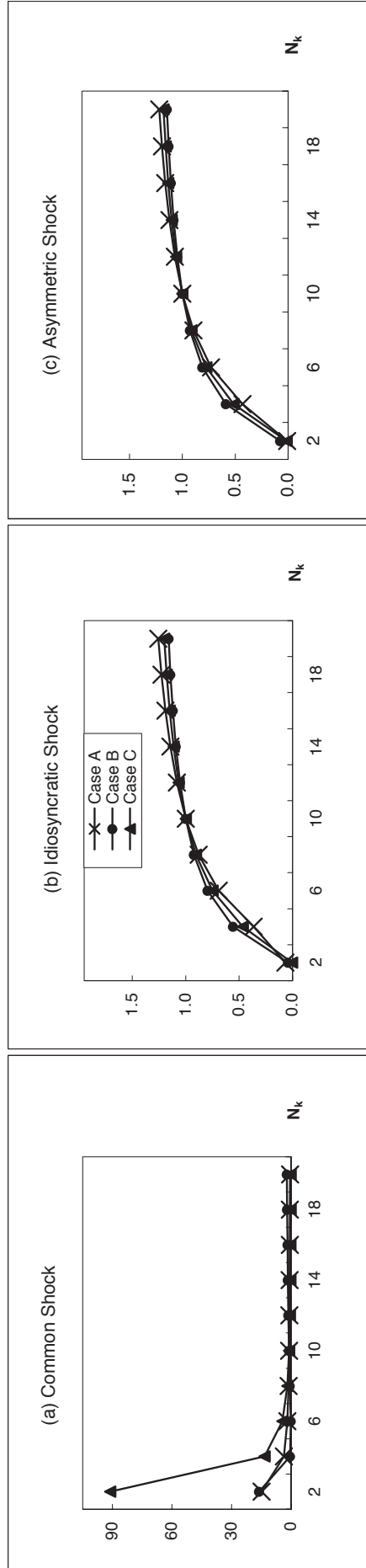


Fig. 20. Welfare loss under demand shocks: Sensitivity to  $N_k$

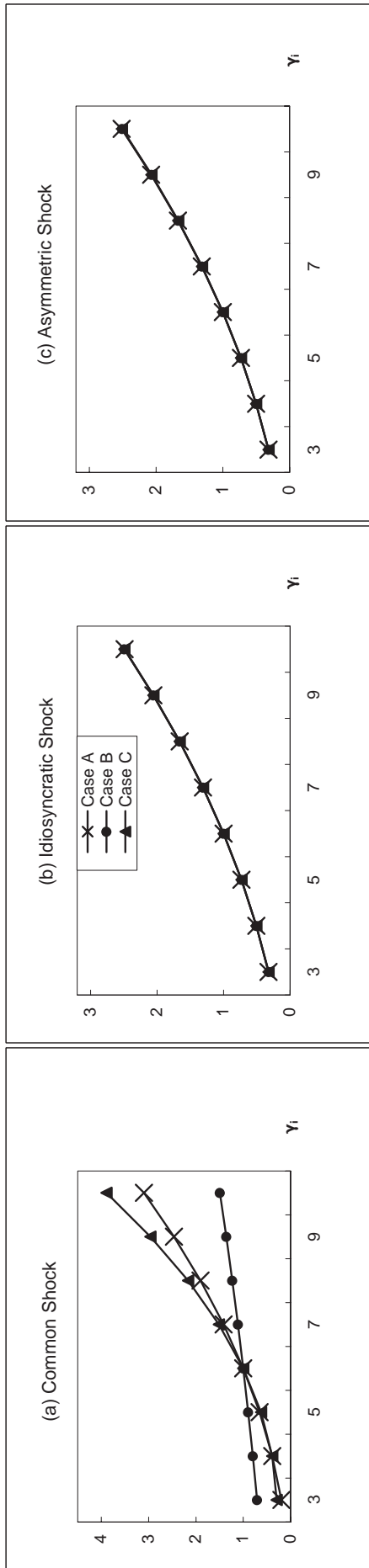


Fig. 21. Welfare loss under demand shocks: Sensitivity to  $Y_i$

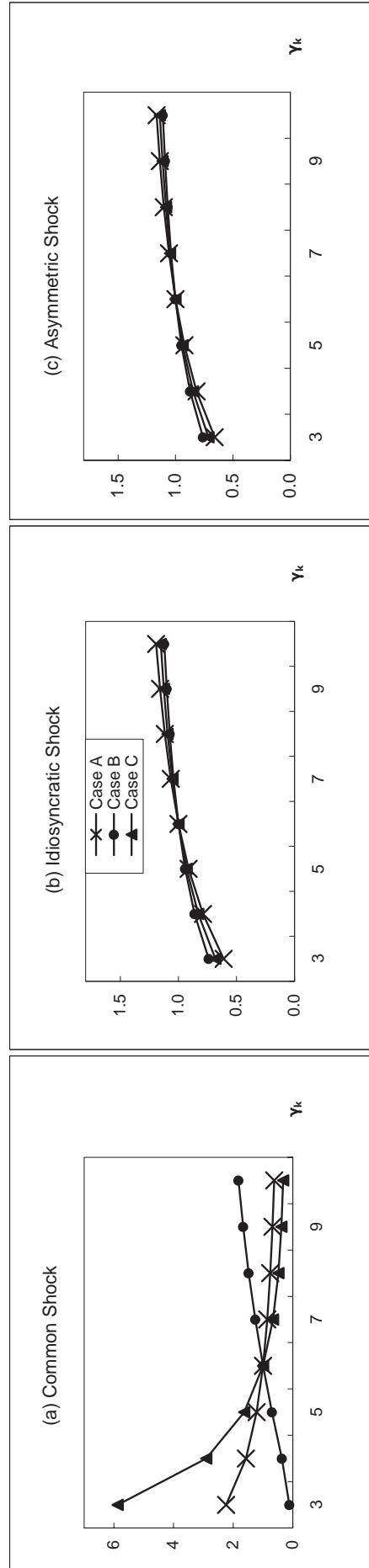


Fig. 22. Welfare loss under demand shocks: Sensitivity to  $Y_k$



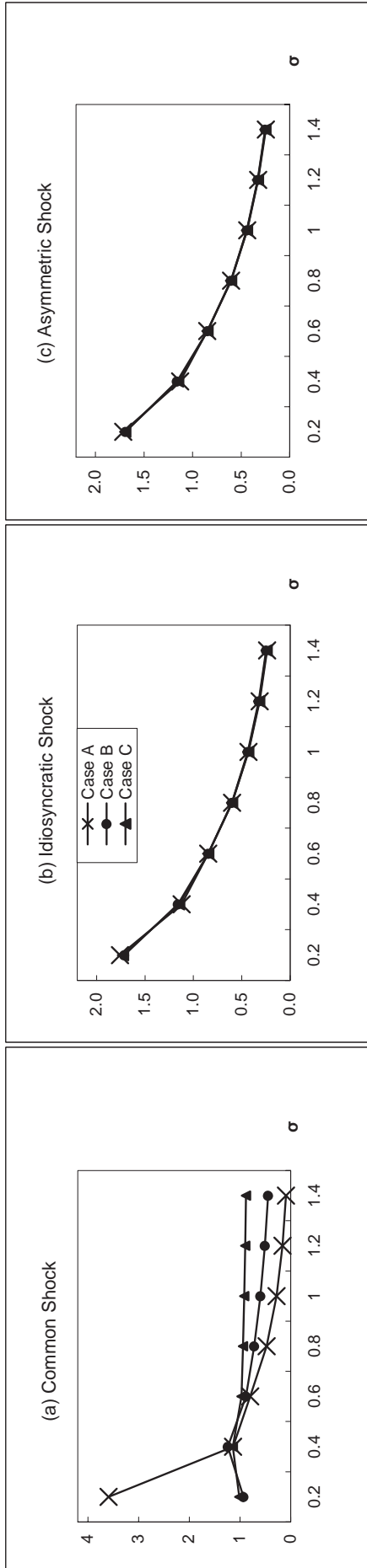


Fig. 23. Welfare loss under demand shocks: Sensitivity to  $\sigma$

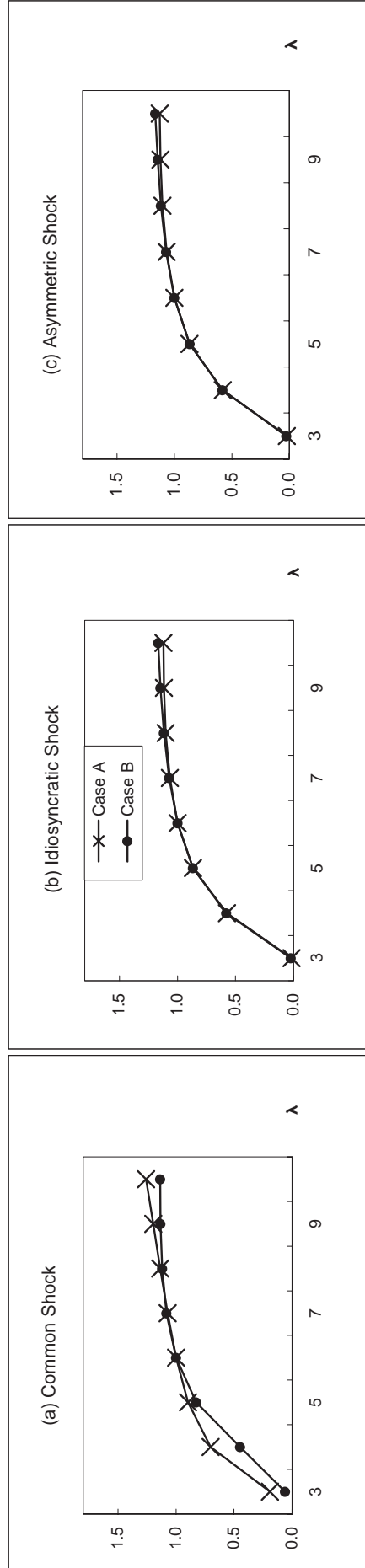


Fig. 24. Welfare loss under demand shocks: Sensitivity to  $\lambda$

## European Central Bank Working Paper Series

For a complete list of Working Papers published by the ECB, please visit the ECB's website (<http://www.ecb.europa.eu>).

- I002 “Assessing portfolio credit risk changes in a sample of EU large and complex banking groups in reaction to macroeconomic shocks” by O. Castrén, T. Fitzpatrick and M. Sydow, February 2009.
- I003 “Real wages over the business cycle: OECD evidence from the time and frequency domains” by J. Messina, C. Strozzi and J. Turunen, February 2009.
- I004 “Characterising the inflation targeting regime in South Korea” by M. Sánchez, February 2009.
- I005 “Labor market institutions and macroeconomic volatility in a panel of OECD countries” by F. Rumler and J. Scharler, February 2009.
- I006 “Understanding sectoral differences in downward real wage rigidity: workforce composition, institutions, technology and competition” by P. Du Caju, C. Fuss and L. Wintr, February 2009.
- I007 “Sequential bargaining in a new-Keynesian model with frictional unemployment and staggered wage negotiation” by G. de Walque, O. Pierrard, H. Sneessens and R. Wouters, February 2009.
- I008 “Liquidity (risk) concepts: definitions and interactions” by K. Nikolaou, February 2009.
- I009 “Optimal sticky prices under rational inattention” by B. Maćkowiak and M. Wiederholt, February 2009.
- I010 “Business cycles in the euro area” by D. Giannone, M. Lenza and L. Reichlin, February 2009.
- I011 “The global dimension of inflation – evidence from factor-augmented Phillips curves” by S. Eickmeier and K. Moll, February 2009.
- I012 “Petrodollars and imports of oil exporting countries” by R. Beck and A. Kamps, February 2009.
- I013 “Structural breaks, cointegration and the Fisher effect” by A. Beyer, A. A. Haug and B. Dewald, February 2009.
- I014 “Asset prices and current account fluctuations in G7 economies” by M. Fratzscher and R. Straub, February 2009.
- I015 “Inflation forecasting in the new EU Member States” by O. Arratibel, C. Kamps and N. Leiner-Killinger, February 2009.
- I016 “When does lumpy factor adjustment matter for aggregate dynamics?” by S. Fahr and F. Yao, March 2009.
- I017 “Optimal prediction pools” by J. Geweke and G. Amisano, March 2009.
- I018 “Cross-border mergers and acquisitions: financial and institutional forces” by N. Coeurdacier, R. A. De Santis and A. Aviat, March 2009.
- I019 “What drives returns to euro area housing? Evidence from a dynamic dividend-discount model” by P. Hiebert and M. Sydow, March 2009.
- I020 “Opting out of the Great Inflation: German monetary policy after the break down of Bretton Woods” by A. Beyer, V. Gaspar, C. Gerberding and O. Issing, March 2009.
- I021 “Rigid labour compensation and flexible employment? Firm-level evidence with regard to productivity for Belgium” by C. Fuss and L. Wintr, March 2009.

- I022 “Understanding inter-industry wage structures in the euro area” by V. Genre, K. Kohn and D. Momferatou, March 2009.
- I023 “Bank loan announcements and borrower stock returns: does bank origin matter?” by S. Ongena and V. Roscovan, March 2009.
- I024 “Funding liquidity risk: definition and measurement” by M. Drehmann and K. Nikolaou, March 2009.
- I025 “Liquidity risk premia in unsecured interbank money markets” by J. Eisenschmidt and J. Tapking, March 2009.
- I026 “Do house price developments spill over across euro area countries? Evidence from a global VAR” by I. Vansteenkiste and P. Hiebert, March 2009.
- I027 “Long run evidence on money growth and inflation” by L. Benati, March 2009.
- I028 “Large debt financing: syndicated loans versus corporate bonds” by Y. Altunbaş, A. Kara and D. Marqués-Ibáñez, March 2009.
- I029 “The role of fiscal transfers for regional economic convergence in Europe” by C. Checherita, C. Nickel and P. Rother, March 2009.
- I030 “Forecast evaluation of small nested model sets” by K. Hubrich and K. D. West, March 2009.
- I031 “Global roles of currencies” by C. Thimann, March 2009.
- I032 “Assessing long-term fiscal developments: a new approach” by A. Afonso, L. Agnello, D. Furceri and R. Sousa, March 2009.
- I033 “Fiscal competition over taxes and public inputs: theory and evidence” by S. Hauptmeier, F. Mittermaier and J. Rincke, March 2009.
- I034 “The role of the United States in the global economy and its evolution over time” by S. Déés and A. Saint-Guilhem, March 2009.
- I035 “The role of labor markets for euro area monetary policy” by K. Christoffel, K. Kuester and T. Linzert, March 2009.
- I036 “Search in the product market and the real business cycle” by T. Y. Mathä and O. Pierrard, March 2009.
- I037 “What do asset prices have to say about risk appetite and uncertainty?” by G. Bekaert, M. Hoerova and M. Scheicher, March 2009.
- I038 “Are ‘intrinsic inflation persistence’ models structural in the sense of Lucas (1976)?” by L. Benati, March 2009.
- I039 “‘Real Time’ early warning indicators for costly asset price boom/bust cycles: a role for global liquidity” by L. Alessi and C. Detken, March 2009.
- I040 “The external and domestic side of macroeconomic adjustment in China” by R. Straub and C. Thimann, March 2009.
- I041 “An economic capital integrating credit and interest rate risk in the banking book” by P. Alessandri and M. Drehmann, April 2009.
- I042 “The determinants of public deficit volatility” by L. Agnello and R. M. Sousa, April 2009.
- I043 “Optimal monetary policy in a model of the credit channel” by F. De Fiore and O. Tristani, April 2009.

- I044 “The forecasting power of international yield curve linkages” by M. Modugno and K. Nikolaou, April 2009.
- I045 “The term structure of equity premia in an affine arbitrage-free model of bond and stock market dynamics” by W. Lemke and T. Werner, April 2009.
- I046 “Productivity shocks and real exchange rates: a reappraisal” by T. A. Peltonen and M. Sager, April 2009.
- I047 “The impact of reference norms on inflation persistence when wages are staggered” by M. Knell and A. Stiglbauer, April 2009.
- I048 “Downward wage rigidity and optimal steady-state inflation” by G. Fagan and J. Messina, April 2009.
- I049 “Labour force participation in the euro area: a cohort based analysis” by A. Balleer, R. Gómez-Salvador and J. Turunen, May 2009.
- I050 “Wealth effects on consumption: evidence from the euro area” by R. M. Sousa, May 2009.
- I051 “Are more data always better for factor analysis? Results for the euro area, the six largest euro area countries and the UK” by G. Caggiano, G. Kapetanios and V. Labhard, May 2009.
- I052 “Bidding behaviour in the ECB’s main refinancing operations during the financial crisis” by J. Eisenschmidt, A. Hirsch and T. Linzert, May 2009.
- I053 “Inflation dynamics with labour market matching: assessing alternative specifications” by K. Christoffel, J. Costain, G. de Walque, K. Kuester, T. Linzert, S. Millard and O. Pierrard, May 2009.
- I054 “Fiscal behaviour in the European Union: rules, fiscal decentralization and government indebtedness” by A. Afonso and S. Hauptmeier, May 2009.
- I055 “The impact of extreme weather events on budget balances and implications for fiscal policy” by E. M. Lis and C. Nickel, May 2009.
- I056 “The pricing of subprime mortgage risk in good times and bad: evidence from the ABX.HE indices” by I. Fender and M. Scheicher, May 2009.
- I057 “Euro area private consumption: Is there a role for housing wealth effects?” by F. Skudelny, May 2009.
- I058 “National prices and wage setting in a currency union” by M. Sánchez, May 2009.

